



Vehicle Detail Report


Geely Borui 2021 1.8T Pilot Edition

Basic Information

Brand	Geely
Mileage	60,000 km
Color	White
First Registration	2020-09-01
Transfer Count	0

Vehicle Images





Vehicle Condition

1. Original metal body panels with factory paint.

Configuration Information

Model Information

Model Name	Geely Borui 2021 1.8T Pilot Edition
Launch Date	2020.08

Basic parameters

Vehicle Class	Mid-size car
Energy Type	Gasoline
Maximum Power (kW)	135
Maximum Torque (N·m)	300
Transmission	7-speed wet dual-clutch
Body Type	Sedan
Engine	1.8L 184 hp L4
Dimensions (L×W×H) (mm)	4986*1861*1513
Official 0-100 km/h Acceleration (s)	9.2
Top Speed (km/h)	215
Curb Weight (kg)	1660
Maximum Gross Weight (kg)	2035
NEDC Combined Fuel Consumption (L/100km)	7.3

Basic parameters (continued)

WLTP Combined Fuel Consumption (L/100km)	7.49
---	------

engine

Engine Model	JLE-4G18TDC
Displacement (mL)	1799
Displacement (L)	1.8
Induction Type	Turbocharging
Cylinder Arrangement	L
Number of Cylinders	4
Valves per Cylinder	4
Valve Train	DOHC
Maximum Power (PS)	184
Max Power Speed (rpm)	5500
Max Torque Speed (rpm)	1750-4000
Maximum net power (kW)	135
Fuel Grade	92.
Fuel Delivery System	Direct injection
Cylinder Head Material	Aluminum alloy
Cylinder Block Material	Cast iron
Engine layout	Horizontal

Screen/System

Central control color screen	<ul style="list-style-type: none">• Touch LCD screen
Infotainment Screen Size	<ul style="list-style-type: none">• 12.3 inches
Bluetooth/In-car Phone	<ul style="list-style-type: none">•
Voice recognition control system	<ul style="list-style-type: none">• Multimedia system;• Navigation;• Telephone;• Air conditioning;• Sunroof
In-vehicle intelligent system	<ul style="list-style-type: none">• GKUI Intelligent Ecosystem

Body

Length (mm)	4986
Width (mm)	1861
Height (mm)	1513
Wheelbase (mm)	2870
Front Track (mm)	1608

Body (continued)

Rear Track (mm)	1608
Ground Clearance (Fully Loaded) (mm)	135
Door Opening Type	swing door
Number of Doors	4
Number of Seats	5
Fuel Tank Capacity (L)	70
Trunk volume (L)	-
Drag Coefficient (Cd)	-
Approach Angle (°)	14
Departure Angle (°)	18

Gearbox

Abbreviation	7-speed wet dual-clutch
Number of Gears	7
Transmission Type	Wet Dual-Clutch Transmission (DCT)

Chassis steering

Drive Type	Front-engine, Front-wheel drive (FF)
Front Suspension Type	Double wishbone independent suspension
Rear Suspension Type	Multi-link independent suspension
Power Steering Type	Electric power assistance
Vehicle structure	bearing type

Seat Configuration

Seat Material	• Imitation leather
Main seat adjustment	• Front and rear adjustment; • Backrest adjustment; • Height adjustment (2-way)
Co-seat adjustment method	• Front and rear adjustment; • Backrest adjustment; • Height adjustment (2-way)
Electric adjustment of driver's seat and passenger seat	Main •/Deputy •
Front passenger seat rear adjustable buttons	-
Front/rear center armrest	Front •/Rear •
Rear cup holder	•

Active safety

Active safety (continued)

Anti-lock Braking System (ABS)	•
Electronic Brakeforce Distribution (EBD/CBC)	•
Brake Assist System (EBA/BAS/BA)	•
Traction Control System (ASR/TCS/TRC)	•
Electronic Stability Control (ESC/ESP/DSC)	•
Tire Pressure Monitoring System (TPMS)	• Tire pressure display
Seat Belt Reminder	• Front row
ISOFIX Child Seat Anchors	•
Lane Departure Warning System (LDWS)	-
Autonomous Emergency Braking (AEB)	•
Driver Fatigue Detection	-
Forward Collision Warning (FCW)	•

Air conditioning/refrigerator

Air conditioning temperature control method	• Automatic air conditioning
Rear Independent Climate Control	-
Rear seat air vents	•
Temperature zone control	•
Car air purifier	-
In-cabin PM2.5 Filter	•

Passive safety

Driver/passenger airbag	Main •/Deputy •
Front/rear side airbags	Front •/Rear-
Front/rear head airbags (curtain airbags)	Front •/Rear •

Wheel brake

Front Brake Type	Ventilation disc
Rear Brake Type	Disc

Wheel brake (continued)

Parking brake type	Electronic Parking
Front Tire Size	215/55 R17
Rear Tire Size	215/55 R17
Spare Tire Size	Not full-size

Audio/Interior Lighting

Number of speakers	• 8 speakers
Interior ambient lighting	• Multicolor

Driving functions

Navigation traffic information display	•
Lane assist	-
Lane Keeping Assist System	-
Cruise control system	• Full speed adaptive cruise
Satellite navigation system	•
Map Brand	• Gaud
Parking Assist	-

Exterior lighting

Low beam light source	•LED
High beam light source	•LED
LED daytime running lights	•
Adaptive high and low beam	-
Automatic headlights	•
Height-adjustable headlights	•
Headlight Delay Off	•

Exterior mirrors

Exterior mirror function	• Electric adjustment; • Mirror heating
---------------------------------	---

Appearance/anti-theft

Rim material	• Aluminum alloy
Electronic engine immobilizer	•
Central locking system in the car	•

Appearance/anti-theft (continued)

Key Type	<ul style="list-style-type: none">• Remote key
Keyless start system	<ul style="list-style-type: none">•
Keyless entry function	<ul style="list-style-type: none">• Front row
Appearance Kit	<input type="radio"/> Sports style
Hands-free Trunk	<ul style="list-style-type: none">•
Remote start function	<ul style="list-style-type: none">•

Skylight/Glass

Sunroof Type	<ul style="list-style-type: none">• Openable panoramic sunroof
Front/rear electric windows	Front <input type="checkbox"/> /Rear <input type="checkbox"/>
One-touch window lifting function	<ul style="list-style-type: none">• Full vehicle
Window anti-pinch function	<ul style="list-style-type: none">•
Car makeup mirror	<ul style="list-style-type: none">• Main driver's lamp;• co-pilot's lamp
Rear wiper	-
Rain sensor wiper function	<ul style="list-style-type: none">• Rainfall-sensing

Interior and exterior color

Exterior Color	Ink Jade Black #000000 Titanium Crystal Gray #7D8488 Flame Red #7A1416 starry night blue #2360B4 crystal diamond white #F0F0F0
Interior Color	Black:#000000

Steering wheel/interior mirror

Steering Wheel Material	<ul style="list-style-type: none">• Cortex
Steering wheel position adjustment	<ul style="list-style-type: none">• Manual up and down front and rear adjustment
Multi-function steering wheel	<ul style="list-style-type: none">•
Heated Steering Wheel	-
Steering wheel memory	-
Trip computer display screen	<ul style="list-style-type: none">• Color
Full LCD instrument panel	<ul style="list-style-type: none">•
LCD instrument size	<ul style="list-style-type: none">• 12.3 inches

Steering wheel/interior mirror (continued)

Interior rearview mirror function	• Manual anti-glare
Gear shifting	• Electronic gear shift

Intelligent configuration

Connected Car Services	•
OTA Updates	•
4G/5G Network	•4G
Wi-Fi hotspots	•

Driving Control

Driving mode switch	• Sport; • Standard/Comfort
Automatic parking	•
Hill start assist	•

Driving Hardware

Front/rear parking radar	Front-/Rear •
Driving Assistance Camera System	• Reversing image
Number of ultrasonic radars	• 4

In-car charging

Multimedia/charging port	•USB
Number of USB/Type-C ports	• 1 in the front row/2 in the back row

"●" = Standard equipment

"_" = Not available

"○" = Optional equipment.

Note: These are Chinese market vehicles. Warranty coverage is not available outside of China.