




Vehicle Detail Report


Mazda CX-5 2015 2.0L Automatic two-wheel drive urban type

Basic Information

Brand	Mazda
Mileage	111,000 km
Color	Red
First Registration	2016-09-01
Transfer Count	0

Vehicle Images





Vehicle Condition

1. Inner side of left B-pillar, Non-accident-related deformation. 2. Driver's seat rails and frame, Signs of removal. 3. Front passenger seat rails and frame, Signs of removal.

Configuration Information

Model Information

Model Name	CX-5 2015 2.0L Automatic Two-Wheel Drive Urban Model
Launch Date	2015.06

Basic parameters

Vehicle Class	Compact SUV
Energy Type	Gasoline
Maximum Power (kW)	114
Maximum Torque (N·m)	200
Transmission	6-speed manual integration
Body Type	SUV
Engine	2.0L 155 horsepower L4
Dimensions (L×W×H) (mm)	4555*1840*1710

Basic parameters (continued)

Official 0-100 km/h Acceleration (s)	-
Top Speed (km/h)	187
Curb Weight (kg)	1455
Maximum Gross Weight (kg)	-
NEDC Combined Fuel Consumption (L/100km)	6.6

engine

Engine Model	-
Displacement (mL)	1998
Displacement (L)	2.0
Induction Type	Natural aspiration
Cylinder Arrangement	L
Number of Cylinders	4
Valves per Cylinder	4
Compression Ratio	13
Valve Train	DOHC
Maximum Power (PS)	155
Max Power Speed (rpm)	6000
Max Torque Speed (rpm)	4000
Maximum net power (kW)	-
Fuel Grade	92.
Fuel Delivery System	Direct injection
Cylinder Head Material	Aluminum alloy
Cylinder Block Material	Aluminum alloy
Engine layout	Horizontal
Engine-specific technologies	Dual S-VT

Screen/System

Central control color screen	<input type="radio"/>
Infotainment Screen Size	<input type="radio"/> 7 inches
Bluetooth/In-car Phone	<input type="radio"/>
In-car CD/DVD Player	<ul style="list-style-type: none">• Single disc CD

Body

Body (continued)

Length (mm)	4555
Width (mm)	1840
Height (mm)	1710
Wheelbase (mm)	2700
Front Track (mm)	1585
Rear Track (mm)	1590
Door Opening Type	-
Number of Doors	5
Number of Seats	5
Fuel Tank Capacity (L)	56
Trunk volume (L)	490
Drag Coefficient (Cd)	-

Gearbox

Abbreviation	6-speed manual integration
Number of Gears	6
Transmission Type	Automatic Transmission with Manual Mode (AT)

Chassis steering

Drive Type	Front-engine, Front-wheel drive (FF)
Front Suspension Type	MacPherson independent suspension
Rear Suspension Type	Multi-link independent suspension
Power Steering Type	Electric power assistance
Vehicle structure	bearing type

Seat Configuration

Seat Material	<ul style="list-style-type: none">• Fabric
Main seat adjustment	<ul style="list-style-type: none">• Front and rear adjustment;• Backrest adjustment;• Height adjustment (2-way);• Height adjustment (4-way)
Co-seat adjustment method	<ul style="list-style-type: none">• Front and rear adjustment;• Backrest adjustment
Electric adjustment of driver's seat and passenger seat	-
Front passenger seat rear adjustable buttons	-
Rear seat folding	<ul style="list-style-type: none">• Proportional down

Seat Configuration (continued)

Front/rear center armrest	Front •/Rear •
Rear cup holder	•

Active safety

Anti-lock Braking System (ABS)	•
Electronic Brakeforce Distribution (EBD/CBC)	•
Brake Assist System (EBA/BAS/BA)	•
Traction Control System (ASR/TCS/TRC)	•
Electronic Stability Control (ESC/ESP/DSC)	•
Seat Belt Reminder	•
ISOFIX Child Seat Anchors	•
Lane Departure Warning System (LDWS)	-
Autonomous Emergency Braking (AEB)	-
Driver Fatigue Detection	-

Air conditioning/refrigerator

Air conditioning temperature control method	• Automatic air conditioning
Rear Independent Climate Control	-
Rear seat air vents	•
Temperature zone control	•
Car air purifier	-
In-cabin PM2.5 Filter	-

Passive safety

Driver/passenger airbag	Main •/Deputy •
Front/rear side airbags	Front •/Rear-
Front/rear head airbags (curtain airbags)	Front •/Rear •

Wheel brake

Front Brake Type	Ventilation disc
Rear Brake Type	Disc
Parking brake type	Electronic Parking

Wheel brake (continued)

Front Tire Size	225/65 R17
Rear Tire Size	225/65 R17
Spare Tire Size	Full size

Audio/Interior Lighting

Number of speakers	• 6-7 Horns
---------------------------	-------------

Driving functions

Navigation traffic information display	-
Lane assist	-
Lane Keeping Assist System	-
Satellite navigation system	○
Parking Assist	-

Exterior lighting

Low beam light source	• Halogen
High beam light source	• Halogen
LED daytime running lights	-
Adaptive high and low beam	-
Automatic headlights	-
Front fog lights	•
Height-adjustable headlights	•
Headlight Delay Off	-

Exterior mirrors

Exterior mirror function	• Electric adjustment; • Electric folding; • Mirror heating
---------------------------------	---

Appearance/anti-theft

Rim material	• Aluminum alloy
Electric trunk	-
Electronic engine immobilizer	•
Central locking system in the car	•
Key Type	• Remote key
Keyless start system	•

Skylight/Glass

Sunroof Type	• Electric sunroof
Front/rear electric windows	Front •/Rear •
One-touch window lifting function	• Full car
Window anti-pinch function	•
Car makeup mirror	•
Rear wiper	•

Interior and exterior color

Exterior Color	Pearlescent white:#FFFFFF; Chuangchi Blue:#0B63E8; Stylish gray:#535459; Soul red:#C01025; Passion red:#BA080A; Bright silver:#D3D8DA; Yashi Black:#000000; Interstellar Blue:#365089
Interior Color	Black:#000000; Black/Beige:#000000/#CBBDA9

Steering wheel/interior mirror

Steering Wheel Material	• Cortex
Steering wheel position adjustment	• Manual up and down front and rear adjustment
Multi-function steering wheel	•
Heated Steering Wheel	-
Steering wheel memory	-
Trip computer display screen	•
Full LCD instrument panel	-
Interior rearview mirror function	• Manual anti-glare

Intelligent configuration

Connected Car Services	-
OTA Updates	-

Driving Control

Automatic parking	-
Hill start assist	•
Engine start-stop technology	•

Driving Hardware

Driving Hardware (continued)

Front/rear parking radar	Front •/Rear •
---------------------------------	----------------

In-car charging

Multimedia/charging port	○USB;•AUX;○SD
---------------------------------	---------------

Optional Package

Optional Package	Optional package A(5000 yuan; Including: large color screen in the center console, GPS navigation system, Bluetooth/car phone)
-------------------------	--

"●" = Standard equipment

"_" = Not available

"○" = Optional equipment.

Note: These are Chinese market vehicles. Warranty coverage is not available outside of China.