

Vehicle Detail Report





Geely Auto Boyue 2016 1.8TD Automatic four-wheel drive smart model

Basic Information

Brand	Geely
Mileage	140,000 km
Color	Coffee color
First Registration	2017-04-01
Transfer Count	0

Vehicle Images





Vehicle Condition

1. Deformation. 2. Corrosion. 3. Right rocker panel, Deformation.

Configuration Information

Model Information

Model Name	Boyue 2016 1.8TD Automatic All-Wheel Drive Prestige Model
-------------------	-----------------------------------------------------------

Model Information (continued)

Launch Date	2016.03
--------------------	---------

Basic parameters

Vehicle Class	Compact SUV
Energy Type	Gasoline
Maximum Power (kW)	135
Maximum Torque (N·m)	285
Transmission	6-speed manual integration
Body Type	SUV
Engine	1.8L 184 hp L4
Dimensions (L×W×H) (mm)	4519*1831*1694
Official 0-100 km/h Acceleration (s)	-
Top Speed (km/h)	195
Curb Weight (kg)	1745
Maximum Gross Weight (kg)	-
NEDC Combined Fuel Consumption (L/100km)	8.2
Measured 0-100 km/h Acceleration (s)	10.78
Measured 100-0 km/h Braking Distance (m)	43.7

engine

Engine Model	JLE-4G18TDB
Displacement (mL)	1799
Displacement (L)	1.8
Induction Type	Turbocharging
Cylinder Arrangement	L
Number of Cylinders	4
Valves per Cylinder	4
Valve Train	DOHC
Maximum Power (PS)	184
Max Power Speed (rpm)	5500
Max Torque Speed (rpm)	1500-4000
Maximum net power (kW)	-

engine (continued)

Fuel Grade	92.
Fuel Delivery System	Direct injection
Cylinder Head Material	Aluminum alloy
Cylinder Block Material	Cast iron
Engine layout	Horizontal

Screen/System

Central control color screen	<ul style="list-style-type: none">•
Infotainment Screen Size	<ul style="list-style-type: none">• 8 inches
Bluetooth/In-car Phone	<ul style="list-style-type: none">•
Smartphone Integration/Mirroring	<ul style="list-style-type: none">•

Body

Length (mm)	4519
Width (mm)	1831
Height (mm)	1694
Wheelbase (mm)	2670
Front Track (mm)	-
Rear Track (mm)	-
Door Opening Type	-
Number of Doors	5
Number of Seats	5
Fuel Tank Capacity (L)	60
Trunk volume (L)	-
Drag Coefficient (Cd)	-

Gearbox

Abbreviation	6-speed manual integration
Number of Gears	6
Transmission Type	Automatic Transmission with Manual Mode (AT)

Chassis steering

Drive Type	Front-engine, All-wheel drive (F-AWD)
Four-wheel drive	Timely four-wheel drive
Central differential structure	Multi-plate clutch

Chassis steering (continued)

Front Suspension Type	MacPherson independent suspension
Rear Suspension Type	Multi-link independent suspension
Power Steering Type	Electric power assistance
Vehicle structure	bearing type

Seat Configuration

Seat Material	• Genuine leather; • Faux leather
Main seat adjustment	• Front and rear adjustment; • Backrest adjustment; • Height adjustment (2-way); • Height adjustment (4-way)
Co-seat adjustment method	• Front and rear adjustment; • Backrest adjustment
Electric adjustment of driver's seat and passenger seat	Main •/Deputy •
Front seat functions	• Heating
Front passenger seat rear adjustable buttons	-
Rear seat folding	• Proportional down
Front/rear center armrest	Front •/Rear •
Rear cup holder	•

Active safety

Anti-lock Braking System (ABS)	•
Electronic Brakeforce Distribution (EBD/CBC)	•
Brake Assist System (EBA/BAS/BA)	•
Traction Control System (ASR/TCS/TRC)	•
Electronic Stability Control (ESC/ESP/DSC)	•
Tire Pressure Monitoring System (TPMS)	•
Seat Belt Reminder	•
ISOFIX Child Seat Anchors	•
Lane Departure Warning System (LDWS)	•

Active safety (continued)

Autonomous Emergency Braking (AEB)	•
Driver Fatigue Detection	-
Emergency Call System (eCall)	•

Air conditioning/refrigerator

Air conditioning temperature control method	• Automatic air conditioning
Rear Independent Climate Control	-
Rear seat air vents	•
Temperature zone control	•
Car air purifier	•
In-cabin PM2.5 Filter	-

Passive safety

Driver/passenger airbag	Main •/Deputy •
Front/rear side airbags	Front •/Rear-
Front/rear head airbags (curtain airbags)	Front •/Rear •

Wheel brake

Front Brake Type	Ventilation disc
Rear Brake Type	Disc
Parking brake type	Electronic Parking
Front Tire Size	225/60 R18
Rear Tire Size	225/60 R18
Spare Tire Size	Not full-size

Audio/Interior Lighting

Number of speakers	• 8 speakers
---------------------------	--------------

Driving functions

Navigation traffic information display	-
Lane assist	-
Lane Keeping Assist System	-
Cruise control system	• Cruise control; • Adaptive cruise control

Driving functions (continued)

Satellite navigation system	•
Parking Assist	-

Exterior lighting

Low beam light source	•LED
High beam light source	•LED
LED daytime running lights	•
Adaptive high and low beam	•
Automatic headlights	•
Front fog lights	•
Height-adjustable headlights	•
Headlight Delay Off	-
Turn signal lamp	•

Exterior mirrors

Exterior mirror function	• Electric adjustment; • Electric folding; • Mirror heating
---------------------------------	-------------------------------------------------------------

Appearance/anti-theft

Rim material	• Aluminum alloy
Electric trunk	-
Electronic engine immobilizer	•
Central locking system in the car	•
Key Type	• Remote key
Keyless start system	•
Keyless entry function	•
Roof rack	•

Skylight/Glass

Sunroof Type	• Panoramic sunroof
Front/rear electric windows	Front •/Rear •
One-touch window lifting function	• Full car
Window anti-pinch function	•

Skylight/Glass (continued)

Car makeup mirror	•
Rear wiper	•
Rain sensor wiper function	•

Interior and exterior color

Exterior Color	Titanium platinum:#C8AF85; Han jade white:#FFFEFE; Moyu black:#000000; Agate brown:#442B12; Coral red:#BA150D; Pearl silver:#B0AFAA
Interior Color	Black/Brown:#000000/#884A3E; Black:#000000

Steering wheel/interior mirror

Steering Wheel Material	• Cortex
Steering wheel position adjustment	• Manual up and down front and rear adjustment
Multi-function steering wheel	•
Heated Steering Wheel	-
Steering wheel memory	-
Trip computer display screen	•
Full LCD instrument panel	-
Interior rearview mirror function	• Automatic anti-glare

Intelligent configuration

Connected Car Services	-
OTA Updates	-

Driving Control

Automatic parking	•
Steep slope descent	•
Hill start assist	•

Driving Hardware

Front/rear parking radar	Front •/Rear •
Driving Assistance Camera System	• Reversing image; • 360-degree panoramic image

In-car charging

Multimedia/charging port	•USB;•AUX
---------------------------------	-----------

"●" = Standard equipment

"□" = Not available

"○" = Optional equipment.

Note: These are Chinese market vehicles. Warranty coverage is not available outside of China.