



Vehicle Detail Report


Geely Boyue 2022 1.8TD DCT Zhiya type

Basic Information

Brand	Geely
Mileage	37,000 km
Color	Dark gray
First Registration	2022-03-01
Transfer Count	0

Vehicle Images





Vehicle Condition

1. Original metal body panels with factory paint.

Configuration Information

Model Information

Model Name	Geely Boyue 2022 1.8TD DCT Zhiya type
Launch Date	2022.04

Basic parameters

Vehicle Class	Compact SUV
Energy Type	Gasoline
Maximum Power (kW)	135
Maximum Torque (N·m)	300
Transmission	7-speed wet dual-clutch
Body Type	SUV
Engine	1.8L 184 hp L4
Dimensions (L×W×H) (mm)	4519*1831*1694

Basic parameters (continued)

Official 0-100 km/h Acceleration (s)	-
Top Speed (km/h)	200
Curb Weight (kg)	1615
Maximum Gross Weight (kg)	2065
NEDC Combined Fuel Consumption (L/100km)	7.7

engine

Engine Model	JLE-4G18TDC
Displacement (mL)	1799
Displacement (L)	1.8
Induction Type	Turbocharging
Cylinder Arrangement	L
Number of Cylinders	4
Valves per Cylinder	4
Valve Train	DOHC
Maximum Power (PS)	184
Max Power Speed (rpm)	5500
Max Torque Speed (rpm)	1750-4000
Maximum net power (kW)	135
Fuel Grade	92.
Fuel Delivery System	Direct injection
Cylinder Head Material	Aluminum alloy
Cylinder Block Material	Cast iron
Engine layout	Horizontal

Screen/System

Central control color screen	<ul style="list-style-type: none">• Touch LCD screen
Infotainment Screen Size	<ul style="list-style-type: none">• 10.25 inches
Bluetooth/In-car Phone	<ul style="list-style-type: none">•
Voice recognition control system	<ul style="list-style-type: none">• Multimedia system;• Navigation;• Telephone;• Air conditioning;• Sunroof
In-vehicle intelligent system	<ul style="list-style-type: none">• GKUI Intelligent Ecosystem

Body

Body (continued)

Length (mm)	4519
Width (mm)	1831
Height (mm)	1694
Wheelbase (mm)	2670
Front Track (mm)	1560
Rear Track (mm)	1550
Door Opening Type	swing door
Number of Doors	5
Number of Seats	5
Fuel Tank Capacity (L)	58
Trunk volume (L)	-
Drag Coefficient (Cd)	-
Approach Angle (°)	20
Departure Angle (°)	23.9

Gearbox

Abbreviation	7-speed wet dual-clutch
Number of Gears	7
Transmission Type	Wet Dual-Clutch Transmission (DCT)

Chassis steering

Drive Type	Front-engine, Front-wheel drive (FF)
Front Suspension Type	MacPherson independent suspension
Rear Suspension Type	Multi-link independent suspension
Power Steering Type	Electric power assistance
Vehicle structure	bearing type

Seat Configuration

Seat Material	• Imitation leather
Main seat adjustment	• Front and rear adjustment; • Backrest adjustment; • Height adjustment (2-way)
Co-seat adjustment method	• Front and rear adjustment; • Backrest adjustment
Electric adjustment of driver's seat and passenger seat	Main/Deputy-
Front passenger seat rear adjustable buttons	-

Seat Configuration (continued)

Rear seat folding	• Proportional down
Front/rear center armrest	Front •/Rear-
Rear cup holder	-

Active safety

Anti-lock Braking System (ABS)	•
Electronic Brakeforce Distribution (EBD/CBC)	•
Brake Assist System (EBA/BAS/BA)	•
Traction Control System (ASR/TCS/TRC)	•
Electronic Stability Control (ESC/ESP/DSC)	•
Tire Pressure Monitoring System (TPMS)	• Tire pressure display
Seat Belt Reminder	• Main driving position
ISOFIX Child Seat Anchors	•
Lane Departure Warning System (LDWS)	-
Autonomous Emergency Braking (AEB)	-
Driver Fatigue Detection	-

Air conditioning/refrigerator

Air conditioning temperature control method	• Automatic air conditioning
Rear Independent Climate Control	-
Rear seat air vents	•
Temperature zone control	•
Car air purifier	-
In-cabin PM2.5 Filter	•

Passive safety

Driver/passenger airbag	Main •/Deputy •
Front/rear side airbags	-
Front/rear head airbags (curtain airbags)	-

Wheel brake

Wheel brake (continued)

Front Brake Type	Ventilation disc
Rear Brake Type	Disc
Parking brake type	Electronic Parking
Front Tire Size	225/55 R19
Rear Tire Size	225/55 R19
Spare Tire Size	Not full-size

Audio/Interior Lighting

Number of speakers	• 4 speakers
---------------------------	--------------

Driving functions

Navigation traffic information display	•
Lane assist	-
Lane Keeping Assist System	-
Cruise control system	• Cruise control
Satellite navigation system	•
Map Brand	• Gaud
Parking Assist	-

Exterior lighting

Low beam light source	•LED
High beam light source	•LED
LED daytime running lights	•
Adaptive high and low beam	-
Automatic headlights	•
Height-adjustable headlights	•
Headlight Delay Off	•

Exterior mirrors

Exterior mirror function	• Electric adjustment; • Electric folding; • Rearview mirror heating; • Automatic folding when locked
---------------------------------	---

Appearance/anti-theft

Rim material	• Aluminum alloy
Electric trunk	-

Appearance/anti-theft (continued)

Electronic engine immobilizer	<ul style="list-style-type: none">•
Central locking system in the car	<ul style="list-style-type: none">•
Key Type	<ul style="list-style-type: none">• Remote key
Keyless start system	<ul style="list-style-type: none">•
Keyless entry function	<ul style="list-style-type: none">• Driving position
Roof rack	<ul style="list-style-type: none">•

Skylight/Glass

Sunroof Type	<ul style="list-style-type: none">• Openable panoramic sunroof
Front/rear electric windows	Front •/Rear •
One-touch window lifting function	<ul style="list-style-type: none">• Driving position
Window anti-pinch function	<ul style="list-style-type: none">•
Car makeup mirror	<ul style="list-style-type: none">• Main driving position;• First officer
Rear wiper	<ul style="list-style-type: none">•

Interior and exterior color

Exterior Color	Han jade white:#FFFEFE; Moyu black:#000000; Titanium crystal ash:#7D8488
Interior Color	Black/Brown: #000000/#884A3E

Steering wheel/interior mirror

Steering Wheel Material	<ul style="list-style-type: none">• Cortex
Steering wheel position adjustment	<ul style="list-style-type: none">• Manual up and down front and rear adjustment
Multi-function steering wheel	<ul style="list-style-type: none">•
Heated Steering Wheel	-
Steering wheel memory	-
Trip computer display screen	<ul style="list-style-type: none">• Color
Full LCD instrument panel	-
LCD instrument size	<ul style="list-style-type: none">• 7 inches
Interior rearview mirror function	<ul style="list-style-type: none">• Manual anti-glare
Gear shifting	<ul style="list-style-type: none">• Electronic gear shift

Intelligent configuration

Connected Car Services	•
OTA Updates	•
4G/5G Network	•4G
Wi-Fi hotspots	•

Driving Control

Driving mode switch	• Sport; • Economy; • Standard/Comfort
Automatic parking	•
Steep slope descent	•
Hill start assist	•

Driving Hardware

Front/rear parking radar	Front-/Rear •
Driving Assistance Camera System	• Reversing image

In-car charging

Multimedia/charging port	•USB
Number of USB/Type-C ports	• 2 in the First row/1 in the 2nd-row ports

"●" = Standard equipment

"_" = Not available

"○" = Optional equipment.

Note: These are Chinese market vehicles. Warranty coverage is not available outside of China.