

Vehicle Detail Report




Mercedes-Benz G-Class 2020 G 350


Basic Information

Brand	Mercedes-Benz
Mileage	74,000 km
Color	White
First Registration	2021-05-01
Transfer Count	1

Vehicle Images







Vehicle Condition

1. Rear seat frame and foam, Signs of removal.

Configuration Information

Model Information

Model Name	Mercedes-Benz G-Class 2020 G 350
Launch Date	2020.09

Basic parameters

Vehicle Class	Mid-size and large SUVs
Energy Type	Gasoline
Maximum Power (kW)	190
Maximum Torque (N·m)	370
Transmission	9-gear manual integration
Body Type	SUV
Engine	2.0T 258 horsepower L4
Dimensions (L×W×H) (mm)	4866*1931*1968
Official 0-100 km/h Acceleration (s)	8.1
Top Speed (km/h)	190
Curb Weight (kg)	-
Maximum Gross Weight (kg)	-
WLTP Combined Fuel Consumption (L/100km)	12.62
Measured 0-100 km/h Acceleration (s)	8.23
Measured 100-0 km/h Braking Distance (m)	39.16
Real-world Fuel Consumption (L/100km)	11.2

engine

Engine Model	264 920
---------------------	---------

engine (continued)

Displacement (mL)	1991
Displacement (L)	2.0
Induction Type	Turbocharging
Cylinder Arrangement	L
Number of Cylinders	4
Valves per Cylinder	4
Valve Train	DOHC
Maximum Power (PS)	258
Max Power Speed (rpm)	5800-6100
Max Torque Speed (rpm)	1800-4000
Maximum net power (kW)	190
Fuel Grade	95.
Fuel Delivery System	Direct injection
Cylinder Head Material	Aluminum alloy
Cylinder Block Material	Aluminum alloy
Engine layout	Longitudinal

Screen/System

Central control color screen	<ul style="list-style-type: none">• Ordinary LCD screen
Infotainment Screen Size	<ul style="list-style-type: none">• 12.3 inches
Bluetooth/In-car Phone	<ul style="list-style-type: none">•
Smartphone Integration/ Mirroring	<ul style="list-style-type: none">• Apple CarPlay support;• Baidu CarLife support
Voice recognition control system	<ul style="list-style-type: none">• Multimedia system;• Navigation;• Telephone
Rear LCD screen	○

Body

Length (mm)	4866
Width (mm)	1931
Height (mm)	1968
Wheelbase (mm)	2890
Front Track (mm)	-
Rear Track (mm)	-
Door Opening Type	-
Number of Doors	5

Body (continued)

Number of Seats	5
Fuel Tank Capacity (L)	100
Trunk volume (L)	-
Drag Coefficient (Cd)	-

Gearbox

Abbreviation	9-gear manual integration
Number of Gears	9
Transmission Type	Automatic Transmission with Manual Mode (AT)

Four-wheel drive/off-road

Limited Slip Differential/ Diff Lock	<ul style="list-style-type: none">• Front axle differential lock;• Rear axle differential lock
Center differential lock function	<ul style="list-style-type: none">•

Chassis steering

Drive Type	Front-engine, All-wheel drive (F-AWD)
Four-wheel drive	Full-time four-wheel drive
Central differential structure	Open differential
Front Suspension Type	Double wishbone independent suspension
Rear Suspension Type	Integral bridge non-independent suspension
Power Steering Type	Electric power assistance
Vehicle structure	Non-load-bearing

Seat Configuration

Seat Material	<ul style="list-style-type: none">• Leather
Main seat adjustment	<ul style="list-style-type: none">• Front and rear adjustment;• Backrest adjustment;• Height adjustment (4-way);• Leg rest adjustment;• Lumbar support (4-way)
Co-seat adjustment method	<ul style="list-style-type: none">• Front and rear adjustment;• Backrest adjustment;• Height adjustment (4-way);• Leg rest adjustment;• Lumbar support (4-way)
Electric adjustment of driver's seat and passenger seat	Main •/Deputy •

Seat Configuration (continued)

Front seat functions	• Heating; • Ventilation; • Massage
Electric seat memory function	• driving position; • co-pilot position
Front passenger seat rear adjustable buttons	-
Second row seat adjustment	• Backrest adjustment
Rear seat folding	• Proportional down
Front/rear center armrest	Front •/Rear •
Rear cup holder	•
Second row seat functions	• Heating

Active safety

Anti-lock Braking System (ABS)	•
Electronic Brakeforce Distribution (EBD/CBC)	•
Brake Assist System (EBA/BAS/BA)	•
Traction Control System (ASR/TCS/TRC)	•
Electronic Stability Control (ESC/ESP/DSC)	•
Tire Pressure Monitoring System (TPMS)	• Tire pressure display
Seat Belt Reminder	• Front row
ISOFIX Child Seat Anchors	•
Lane Departure Warning System (LDWS)	•
Autonomous Emergency Braking (AEB)	•
Driver Fatigue Detection	•
Emergency Call System (eCall)	•

Air conditioning/refrigerator

Air conditioning temperature control method	• Automatic air conditioning
Rear Independent Climate Control	•

Air conditioning/refrigerator (continued)

Rear seat air vents	•
Temperature zone control	•
Car air purifier	•
In-cabin PM2.5 Filter	•
Negative ion generator	•

Passive safety

Driver/passenger airbag	Main •/Deputy •
Front/rear side airbags	Front •/Rear •
Front/rear head airbags (curtain airbags)	Front •/Rear •

Wheel brake

Front Brake Type	Ventilation disc
Rear Brake Type	Ventilation disc
Parking brake type	Electronic Parking
Front Tire Size	275/55 R19
Rear Tire Size	275/55 R19
Spare Tire Size	Full size

Audio/Interior Lighting

Speaker Brand Name	• Burmester Voices of Berlin
Number of speakers	•15 speakers
Interior ambient lighting	• 64 colors

Driving functions

Navigation traffic information display	•
Lane assist	•
Lane Keeping Assist System	•
Cruise control system	• Full speed adaptive cruise
Satellite navigation system	•
Parking Assist	•

Exterior lighting

Low beam light source	•LED
High beam light source	•LED
LED daytime running lights	•

Exterior lighting (continued)

Adaptive high and low beam	○
Automatic headlights	•
Height-adjustable headlights	•
Headlight Delay Off	•
Lighting features	○ MULTIBEAM LED headlights
Turn headlights	○
Headlight cleaning device	•

Exterior mirrors

Exterior mirror function	• Electric adjustment; • Electric folding; • Rearview mirror memory; • Rearview mirror heating; • Automatic downturning when reversing; • Automatic folding when locked; • Automatic anti-glare
---------------------------------	---

Appearance/anti-theft

Rim material	• Aluminum alloy
Electric trunk	-
Electronic engine immobilizer	•
Central locking system in the car	•
Key Type	• Remote key
Keyless start system	•
Remote start function	•
Side pedals	• Fixed

Skylight/Glass

Sunroof Type	• Electric sunroof
Front/rear electric windows	Front •/Rear •
One-touch window lifting function	• Full vehicle
Window anti-pinch function	•
Car makeup mirror	• Main driver's lamp; • co-pilot's lamp
Rear wiper	•
Rain sensor wiper function	• Rainfall-sensing

Skylight/Glass (continued)

Rear side privacy glass	<ul style="list-style-type: none">•
Side window multi-layer soundproof glass	<ul style="list-style-type: none">• Full vehicle

Interior and exterior color

Exterior Color	Mysterious Blue #2E517B Deep green #283C1E Gem blue #263963 water silica alcalite blue #001655 Grandmother Stone Green #274A3B Kuang desert sand color #A0927D Jupiter Red #921823 Graphite color #B9B9B9 Olive color #273A1D South Sea Blue #2E517B porcelain blue #5B809B obsidian black #000000 Arctic White #FFFE9 Tourmaline red #3D090A magnet black #272729 Hao Sha Yin #AAB4BE Mysterious White #DDD8C8 Crystal Brown #5A3909 magma red #AF021E Iridium Silver #888F92 Moonlight Lime #62686C
Interior Color	Black #000000 Yacht Blue Black #0C3A58 #060606 Black Chestnut brown #000000 #392B1E Platinum White Black #BEBEBE #060606 Black Classic Red #000000 #7A2932 Black Saddle Brown #000000 #4D3536 Macchiato beige Black #AEA49E #000000 truffle brown Black #283232 #000000

Steering wheel/interior mirror

Steering Wheel Material	<ul style="list-style-type: none">• Leather
Steering wheel position adjustment	<ul style="list-style-type: none">• Electric up and down front and rear adjustment
Multi-function steering wheel	<ul style="list-style-type: none">•
Heated Steering Wheel	-
Steering wheel memory	<ul style="list-style-type: none">•
Trip computer display screen	<ul style="list-style-type: none">• Color
Full LCD instrument panel	<ul style="list-style-type: none">•
LCD instrument size	<ul style="list-style-type: none">• 12.3 inches
Interior rearview mirror function	<ul style="list-style-type: none">• Automatic anti-glare
Steering Wheel Shift Paddles	<ul style="list-style-type: none">•

Intelligent configuration

Intelligent configuration (continued)

Connected Car Services	•
OTA Updates	-

Driving Control

Driving mode switch	•Sport; •Economy; •Standard/Comfort; •Off-Road
Automatic parking	•
Hill start assist	•
Variable suspension function	○ Suspension damping adjustment
Variable steering ratio	•
Engine start-stop technology	•

Driving Hardware

Front/rear parking radar	Front •/Rear •
Driving Assistance Camera System	• 360-degree panoramic image

In-car charging

Multimedia/charging port	•USB;•SD
Number of USB/Type-C ports	• 2 in the First row/1 in the 2nd-row
Luggage compartment 12V power socket	•

Optional Package

Optional Package	Zhishang Suit 3 (50000 yuan Contains NIGHT ASSEMBLY AMG Motion Components)
-------------------------	--

"●" = Standard equipment

"-" = Not available

"○" = Optional equipment.

Note: These are Chinese market vehicles. Warranty coverage is not available outside of China.