

Vehicle Detail Report


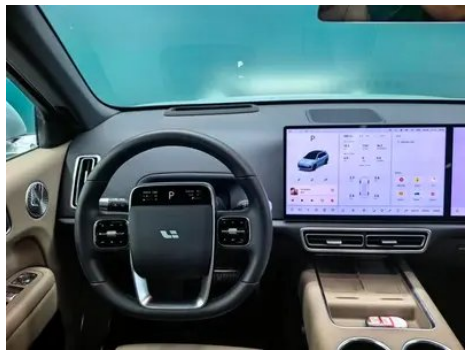

Li Auto L6 2025 Max Smart Rejuvenation New Edition

Basic Information

Brand	Li Auto
Mileage	8,700 km
Color	Other
First Registration	2025-05-01
Transfer Count	0

Vehicle Images





16:12 我的配置单



智电L6

- 2025款 Max 智能标准版 指导价29.99万
- 天典色内饰 4,800元
- 尊享内饰 4,000元
- 全车21英寸碳纤维装饰包 8,000元
- 绿色车漆 4,000元

总价 **293,800元**

修改配置 联系客服



Vehicle Condition

1. Original metal body panels with factory paint.

Configuration Information

Model Information

Model Name	Li Auto L6 2025 Max Smart Rejuvenation New Edition
Launch Date	2025.04

Basic parameters

Vehicle Class	Mid-size and large SUVs
Energy Type	Extended Range Electric Vehicle (EREV)
Maximum Power (kW)	113
Maximum Torque (N·m)	245
Transmission	Electric vehicle single speed gearbox
Body Type	SUV
Engine	Extended range 154 horsepower L4
Dimensions (L×W×H) (mm)	4925*1960*1735
Official 0-100 km/h Acceleration (s)	5.4
Top Speed (km/h)	180
Curb Weight (kg)	2345
Maximum Gross Weight (kg)	2820
Fast Charging Time (h)	0.33
Slow Charging Time (h)	6
Electric Motor (PS)	408
Fast Charging Range (%)	20-80
Electricity Consumption in Fuel Equivalent (L/100km)	2.39

Basic parameters (continued)

WLTC Electric Range (km)	182
Fuel Consumption with Depleted Battery (L/100km)	6.9
WLTP Combined Fuel Consumption (L/100km)	0.72
CLTC Electric Range (km)	212
Battery slow charging capacity range (%)	0-100
Official 100-0km/h braking (m)	34.59
Lowest state-of-charge fuel consumption (L/100km) WLTC	6.9
Combined fuel consumption (L/100km)	3.17

engine

Engine Model	L2E15M
Displacement (mL)	1496
Displacement (L)	1.5
Induction Type	Turbocharging
Cylinder Arrangement	L
Number of Cylinders	4
Valves per Cylinder	4
Compression Ratio	12.5
Valve Train	DOHC
Bore (mm)	74.5
Stroke (mm)	85.8
Maximum Power (PS)	154
Max Power Speed (rpm)	4800
Max Torque Speed (rpm)	2500-4000
Maximum net power (kW)	110
Fuel Grade	95.
Fuel Delivery System	Direct injection
Cylinder Head Material	Aluminum alloy
Cylinder Block Material	Aluminum alloy
Engine layout	Horizontal

Electric Motor

Motor Type	Permanent magnet/synchronous
Total Electric Motor Power (kW)	300
Total Electric Motor Torque (N·m)	529
Front Electric Motor Max Power (kW)	130
Front Electric Motor Max Torque (N·m)	220
System total power (kW)	300
System comprehensive torque (N·m)	529
Number of drive motors	Dual motors
Motor Layout	Front-mounted Rear-mounted
Battery Type	Lithium iron phosphate battery
Battery Capacity (kWh)	36.8
Total Electric Motor Power (PS)	408
Rear Electric Motor Max Power (kW)	170
Rear Electric Motor Max Torque (N·m)	309
Battery Cell Brand	Ningde Times
Battery Cooling System	Liquid cooling
Power consumption per 100 kilometers (kWh/100km)	21.1
Fast charging function	Support
WLTC comprehensive range (km)	1160
Slow charging port location	Rear right side of the car
System comprehensive power (Ps)	408
Rear motor brand	Huichuan United
Rear motor model	TZ190XY107
Fast charging port location	Rear right side of the car
External AC discharge power (kW)	3.5

Electric Motor (continued)

Minimum allowable value of external discharge (%)	20
Previous Motor Brand	Changzhou Huishuang
Front motor model	TZ180XS118
High voltage platform (V)	400
Battery unique technology	Using flame retardant materials and thermal runaway protection technology
CLTC comprehensive endurance (km)	1390
Battery Pack Warranty	Eight years or 160000 kilometers

Screen/System

Central control color screen	<ul style="list-style-type: none">• Touch LCD screen
Infotainment Screen Size	<ul style="list-style-type: none">• 15.7 inches
Bluetooth/In-car Phone	<ul style="list-style-type: none">•
Voice recognition control system	<ul style="list-style-type: none">• Multimedia system;• Navigation;• Telephone;• Air conditioning;• Windows;• Seat heating;• Seat ventilation;• Seat massage
Voice wake-up recognition by region	<ul style="list-style-type: none">• Five areas
Facial Recognition	<ul style="list-style-type: none">•
Vehicle system storage (GB)	<ul style="list-style-type: none">•128
App Store	<ul style="list-style-type: none">•
Central control screen type	<ul style="list-style-type: none">•LCD
Central control screen resolution	<ul style="list-style-type: none">•3K
Central control screen pixel density	<ul style="list-style-type: none">•210PPI
Passenger entertainment screen size	<ul style="list-style-type: none">• 15.7 inches
Passenger screen type	<ul style="list-style-type: none">•LCD
Passenger screen resolution	<ul style="list-style-type: none">•3K
Passenger screen pixel density	<ul style="list-style-type: none">•210PPI
Voice assistant wake-up word	<ul style="list-style-type: none">• Ideal classmate

Screen/System (continued)

Voice wake-up word-free	•
Continuous speech recognition	•
See and Say	•
Car Intelligent Chip	• Qualcomm Snapdragon 8295P
Multi-finger flying screen control	•
DeepSeek Application	• Connected
Vehicle system memory (GB)	•24
Gesture Control	•
Voiceprint Recognition	•

Body

Length (mm)	4925
Width (mm)	1960
Height (mm)	1735
Wheelbase (mm)	2920
Front Track (mm)	1696
Rear Track (mm)	1704
Ground Clearance (Fully Loaded) (mm)	148
Door Opening Type	swing door
Number of Doors	5
Number of Seats	5
Fuel Tank Capacity (L)	60
Trunk volume (L)	751
Drag Coefficient (Cd)	0.269
Approach Angle (°)	20
Departure Angle (°)	21
Minimum Turning Radius (m)	5.9
Minimum ground clearance without load (mm)	180
Ground Clearance (mm)	180
Longitudinal passing angle (°)	17.7

Body (continued)

Maximum wading depth (mm)	500
Maximum climbing grade (%)	40
Maximum climbing angle (°)	21.8

Gearbox

Abbreviation	Electric vehicle single speed gearbox
Number of Gears	1
Transmission Type	Fixed Gear Ratio Transmission

Chassis steering

Drive Type	Dual-motor All-wheel Drive
Four-wheel drive	Electric four-wheel drive
Front Suspension Type	Double wishbone independent suspension
Rear Suspension Type	Five-link independent suspension
Power Steering Type	Electric power assistance
Vehicle structure	bearing type

Seat Configuration

Seat Material	• Leather
Main seat adjustment	• Front and rear adjustment; • Backrest adjustment; • Height adjustment (4-way); • Lumbar support (4-way)
Co-seat adjustment method	• Front and rear adjustment; • Backrest adjustment; • Height adjustment (4-way); • Lumbar support (4-way)
Electric adjustment of driver's seat and passenger seat	Main •/Deputy •
Front seat functions	• Heating; • Ventilation; • Massage
Electric seat memory function	• driving position; • co-pilot position
Front passenger seat rear adjustable buttons	-
Second row seat adjustment	• Backrest adjustment
Rear seat folding	• Proportional down
Front/rear center armrest	Front •/Rear •

Seat Configuration (continued)

Rear cup holder	<ul style="list-style-type: none">•
Second row seat functions	<ul style="list-style-type: none">• Heating;• Ventilation
Electric folding rear seats	<ul style="list-style-type: none">•
Second row seats electrically adjustable	<ul style="list-style-type: none">•

Active safety

Anti-lock Braking System (ABS)	<ul style="list-style-type: none">•
Electronic Brakeforce Distribution (EBD/CBC)	<ul style="list-style-type: none">•
Brake Assist System (EBA/BAS/BA)	<ul style="list-style-type: none">•
Traction Control System (ASR/TCS/TRC)	<ul style="list-style-type: none">•
Electronic Stability Control (ESC/ESP/DSC)	<ul style="list-style-type: none">•
Tire Pressure Monitoring System (TPMS)	<ul style="list-style-type: none">• Tire pressure display
Seat Belt Reminder	<ul style="list-style-type: none">• Full car
ISOFIX Child Seat Anchors	<ul style="list-style-type: none">•
Lane Departure Warning System (LDWS)	<ul style="list-style-type: none">•
Autonomous Emergency Braking (AEB)	<ul style="list-style-type: none">•
Driver Fatigue Detection	<ul style="list-style-type: none">•
Forward Collision Warning (FCW)	<ul style="list-style-type: none">•
Rear Collision Warning	<ul style="list-style-type: none">•
Low Speed Alert	<ul style="list-style-type: none">•
Emergency Call System (eCall)	<ul style="list-style-type: none">•
Built-in Dashcam	<ul style="list-style-type: none">•
Door Opening Warning (DOW)	<ul style="list-style-type: none">•
Sentry Mode	<ul style="list-style-type: none">•

Air conditioning/refrigerator

Air conditioning temperature control method	<ul style="list-style-type: none">• Automatic air conditioning
--	--

Air conditioning/refrigerator (continued)

Rear Independent Climate Control	•
Rear seat air vents	•
Temperature zone control	•
Car air purifier	•
In-cabin PM2.5 Filter	•
In-car Refrigerator	•
Negative ion generator	•
Heat pump air conditioner	•
Air quality monitoring	•

Passive safety

Driver/passenger airbag	Main •/Deputy •
Front/rear side airbags	Front •/Rear •
Front/rear head airbags (curtain airbags)	Front •/Rear •
Front center airbag	•

Wheel brake

Front Brake Type	Ventilation disc
Rear Brake Type	Ventilation disc
Parking brake type	Electronic Parking
Front Tire Size	255/50 R20
Rear Tire Size	255/50 R20
Spare Tire Size	-

Audio/Interior Lighting

Number of speakers	• 19 Horn
Interior ambient lighting	• 256 color
Touch reading light	•
Active ambient lighting	•
Dolby Atmos	•

Driving functions

Navigation traffic information display	•
Lane assist	•
Lane Keeping Assist System	•
Cruise control system	• Full speed adaptive cruise

Driving functions (continued)

Satellite navigation system	<ul style="list-style-type: none">•
Driving assistance level	<ul style="list-style-type: none">• L2
Rear Cross Traffic Alert	<ul style="list-style-type: none">•
Lane centering	<ul style="list-style-type: none">•
Road traffic sign recognition	<ul style="list-style-type: none">•
Map Brand	<ul style="list-style-type: none">• Gaud
Remote Parking	<ul style="list-style-type: none">•
Driver assistance systems	<ul style="list-style-type: none">• Ideal AD Max
Remote Summon	<ul style="list-style-type: none">•
Hands-off detection	<ul style="list-style-type: none">•
Memory Parking	<ul style="list-style-type: none">•
Traffic light recognition	<ul style="list-style-type: none">•
Start reminder	<ul style="list-style-type: none">•
Parking Assist	<ul style="list-style-type: none">•
Lane Change Assist	<ul style="list-style-type: none">•
Automatic Ramp Entry/Exit Assist	<ul style="list-style-type: none">•
Highway sections	<ul style="list-style-type: none">• Urban sections; • Expressway sections

Exterior lighting

Low beam light source	<ul style="list-style-type: none">• LED
High beam light source	<ul style="list-style-type: none">• LED
LED daytime running lights	<ul style="list-style-type: none">•
Adaptive high and low beam	<ul style="list-style-type: none">•
Automatic headlights	<ul style="list-style-type: none">•
Height-adjustable headlights	<ul style="list-style-type: none">•
Headlight Delay Off	<ul style="list-style-type: none">•
Turn signal lamp	<ul style="list-style-type: none">•
Assisted Driving Light	<ul style="list-style-type: none">•

Exterior mirrors

Exterior mirrors (continued)

Exterior mirror function	<ul style="list-style-type: none">• Electric adjustment;• Electric folding;• Rearview mirror memory;• Rearview mirror heating;• Automatic downturning when reversing;• Automatic folding when locked;• Automatic anti-glare
---------------------------------	---

Appearance/anti-theft

Rim material	<ul style="list-style-type: none">• Aluminum alloy
Electric trunk	<ul style="list-style-type: none">•
Electronic engine immobilizer	<ul style="list-style-type: none">•
Central locking system in the car	<ul style="list-style-type: none">•
Key Type	<ul style="list-style-type: none">• Remote key;• Bluetooth key;• NFC/RFID key
Keyless start system	<ul style="list-style-type: none">•
Keyless entry function	<ul style="list-style-type: none">• Full car
Electric trunk position memory	<ul style="list-style-type: none">•
Remote start function	<ul style="list-style-type: none">•
Battery preheating	<ul style="list-style-type: none">•
Active closed grille	<ul style="list-style-type: none">•
Hidden electric door handle	<ul style="list-style-type: none">•
Discharge to the outside	<ul style="list-style-type: none">•
Side pedals	<ul style="list-style-type: none">○ Electric

Skylight/Glass

Sunroof Type	<ul style="list-style-type: none">• Panoramic sunroof cannot be opened
Front/rear electric windows	Front •/Rear •
One-touch window lifting function	<ul style="list-style-type: none">• Full car
Window anti-pinch function	<ul style="list-style-type: none">•
Car makeup mirror	<ul style="list-style-type: none">• Main driver's lamp;• co-pilot's lamp
Rear wiper	<ul style="list-style-type: none">•
Rain sensor wiper function	<ul style="list-style-type: none">• Rainfall-sensing

Skylight/Glass (continued)

Rear side privacy glass	<ul style="list-style-type: none">•
Side window multi-layer soundproof glass	<ul style="list-style-type: none">• Front row;• Rear row

Interior and exterior color

Exterior Color	Elephant Grey Special Edition Cold Light Paint:#BABDB7; Sky Blue Special Edition Pearl Paint:#A6BDC8; Black Metallic Paint:#1E1E1E; White Pearl Paint:#FFFFFF; Green Special Edition Pearl Paint:#6C877C; Grey Metallic Paint:#A4A8AE; Silver Metallic Paint:#C7C7C7
Interior Color	Black/White:#000000/#DAD6CF; Black/Orange:#000000/#C0674A; Black/Brown:#000000/#8F7E74; Black:#000000

Steering wheel/interior mirror

Steering Wheel Material	<ul style="list-style-type: none">• Leather
Steering wheel position adjustment	<ul style="list-style-type: none">• Electric up and down front and rear adjustment
Multi-function steering wheel	<ul style="list-style-type: none">•
Heated Steering Wheel	<ul style="list-style-type: none">•
Steering wheel memory	<ul style="list-style-type: none">•
Trip computer display screen	<ul style="list-style-type: none">• Color
Full LCD instrument panel	<ul style="list-style-type: none">•
LCD instrument size	<ul style="list-style-type: none">• 4.82 inches
Interior rearview mirror function	<ul style="list-style-type: none">• Automatic anti-glare
Gear shifting	<ul style="list-style-type: none">• Electronic gear shift
HUD Head Up Digital Display	<ul style="list-style-type: none">•
Dashboard screen material	<ul style="list-style-type: none">•LCD
HUD head up size	<ul style="list-style-type: none">• 14.7 inches

Intelligent configuration

Connected Car Services	<ul style="list-style-type: none">•
OTA Updates	<ul style="list-style-type: none">•
4G/5G Network	<ul style="list-style-type: none">•5G

Intelligent configuration (continued)

Mobile APP remote function	<ul style="list-style-type: none">• Door control;• Window control;• Vehicle startup;• Charging management;• Air conditioning control;• Steering wheel heating;• Seat heating;• Seat ventilation;• Vehicle condition inquiry/diagnosis;• Vehicle location/car search;• Owner service (find charging piles, gas stations, parking lots, etc.);• Appointment maintenance/repair
Wi-Fi hotspots	<ul style="list-style-type: none">•
Car KTV	<ul style="list-style-type: none">•

Driving Control

Driving mode switch	<ul style="list-style-type: none">• Sport;• Standard/Comfort;• Off-road;• Snow
Automatic parking	<ul style="list-style-type: none">•
Steep slope descent	<ul style="list-style-type: none">•
Hill start assist	<ul style="list-style-type: none">•
Energy recovery system	<ul style="list-style-type: none">•
Variable suspension function	<ul style="list-style-type: none">• Soft and hard adjustment of suspension

Driving Hardware

Front/rear parking radar	Front •/Rear •
Driving Assistance Camera System	<ul style="list-style-type: none">• 360-degree panoramic image;• Vehicle side blind area image
Front perception camera	<ul style="list-style-type: none">• Binocular
Number of cameras	<ul style="list-style-type: none">• 11
Number of ultrasonic radars	<ul style="list-style-type: none">• 12
Transparent chassis/540-degree imaging	<ul style="list-style-type: none">•
Millimeter wave radar quantity	<ul style="list-style-type: none">• 1
Assisted driving chip	<ul style="list-style-type: none">• Avida Drive Thor-U
Total chip computing power	<ul style="list-style-type: none">•700 TOPS
LiDAR Brand	<ul style="list-style-type: none">•HESAI Technology
LiDAR Model	<ul style="list-style-type: none">•ATL
Number of LiDARs	<ul style="list-style-type: none">• 1
Laser radar line number	<ul style="list-style-type: none">• 116 line

Driving Hardware (continued)

Number of LiDAR point clouds	• 1.73 million/sec
Maximum detection distance ahead	• 200 m
Number of cameras in the car	• 1
Front perception camera pixels	• 8 million
Environmental awareness camera pixels	• 8 million; • 2 million
Surround view camera pixels	• 3 million
Laser radar 10% reflectivity detection distance	• 200 m

In-car charging

Multimedia/charging port	•Type-C
Number of USB/Type-C ports	• 2 in the front row/2 in the back row
Mobile phone wireless charging function	• Front row
Luggage compartment 12V power socket	•
USB/Type-C maximum charging power	•67W
Mobile phone wireless charging power	•50W

Optional Package

Optional Package	21-inch rim tire combination (USD 1,471; including: 21-inch silver gray/black gray two-color wheels, 265/45 R21 tires)
-------------------------	--

"●" = Standard equipment

"_" = Not available

"○" = Optional equipment.

Note: These are Chinese market vehicles. Warranty coverage is not available outside of China.