



Vehicle Detail Report


Volkswagen Golf 2012 1.6 Manual Comfort

Basic Information

| | |
|--------------------|------------|
| Brand | Volkswagen |
| Mileage | 175,000 km |
| Color | Dark gray |
| First Registration | 2012-06-01 |
| Transfer Count | 1 |

Vehicle Images





Vehicle Condition

1. Radiator support, Crack, Replaced. 2. Left upper side rail, Paint repair. 3. Right upper side rail, Paint repair. 4. Left rocker panel, Paint repair. 5. Right rocker panel, Paint repair. 6. Inner side of left B-pillar, Deformation, Non-accident-related deformation. 7. Left rear quarter panel, Paint repair, Body panel repair. 8. Right rear quarter panel, Paint repair.

Configuration Information

Model Information

| | |
|--------------------|---|
| Model Name | Volkswagen Golf 2012 1.6 Manual Comfort |
| Launch Date | 2012.02 |

Basic parameters

| | |
|----------------------|-------------|
| Vehicle Class | compact car |
| Energy Type | Gasoline |

Basic parameters (continued)

| | |
|---|------------------------|
| Maximum Power (kW) | 77 |
| Maximum Torque (N·m) | 155 |
| Transmission | 5th gear manual |
| Body Type | Hatchback |
| Engine | 1.6L 105 horsepower L4 |
| Dimensions (L×W×H) (mm) | 4199*1786*1479 |
| Official 0-100 km/h Acceleration (s) | 11.9 |
| Top Speed (km/h) | 185 |
| Curb Weight (kg) | 1275 |
| Maximum Gross Weight (kg) | - |
| NEDC Combined Fuel Consumption (L/100km) | 6.9 |

engine

| | |
|--------------------------------|--------------------|
| Engine Model | - |
| Displacement (mL) | 1598 |
| Displacement (L) | 1.6 |
| Induction Type | Natural aspiration |
| Cylinder Arrangement | L |
| Number of Cylinders | 4 |
| Valves per Cylinder | 4 |
| Compression Ratio | 10.3 |
| Valve Train | DOHC |
| Bore (mm) | 76.5 |
| Stroke (mm) | 86.9 |
| Maximum Power (PS) | 105 |
| Max Power Speed (rpm) | 5600 |
| Max Torque Speed (rpm) | 3500 |
| Maximum net power (kW) | - |
| Fuel Grade | 92. |
| Fuel Delivery System | Multi-point EFI |
| Cylinder Head Material | Aluminum alloy |
| Cylinder Block Material | Cast iron |

Screen/System

Screen/System (continued)

| | |
|-------------------------------|--|
| Bluetooth/In-car Phone | - |
| In-car CD/DVD Player | <ul style="list-style-type: none">• Single disc CD |

Body

| | |
|-------------------------------|----------|
| Length (mm) | 4199 |
| Width (mm) | 1786 |
| Height (mm) | 1479 |
| Wheelbase (mm) | 2578 |
| Front Track (mm) | 1540 |
| Rear Track (mm) | 1513 |
| Door Opening Type | - |
| Number of Doors | 5 |
| Number of Seats | 5 |
| Fuel Tank Capacity (L) | 55 |
| Trunk volume (L) | 350-1305 |
| Drag Coefficient (Cd) | - |

Gearbox

| | |
|--------------------------|--------------------------|
| Abbreviation | 5th gear manual |
| Number of Gears | 5 |
| Transmission Type | Manual Transmission (MT) |

Chassis steering

| | |
|------------------------------|--------------------------------------|
| Drive Type | Front-engine, Front-wheel drive (FF) |
| Front Suspension Type | MacPherson independent suspension |
| Rear Suspension Type | Four-link independent suspension |
| Power Steering Type | Electric power assistance |
| Vehicle structure | bearing type |

Seat Configuration

| | |
|--|--|
| Seat Material | <ul style="list-style-type: none">• Fabric |
| Main seat adjustment | <ul style="list-style-type: none">• Front and rear adjustment;• Backrest adjustment;• Height adjustment (2-way);• Height adjustment (4-way) |
| Co-seat adjustment method | <ul style="list-style-type: none">• Front and rear adjustment;• Backrest adjustment |
| Electric adjustment of driver's seat and passenger seat | - |

Seat Configuration (continued)

| | |
|---|---------------------|
| Front passenger seat rear adjustable buttons | - |
| Rear seat folding | • Proportional down |
| Front/rear center armrest | Front •/Rear- |
| Rear cup holder | • |

Active safety

| | |
|---|---|
| Anti-lock Braking System (ABS) | • |
| Electronic Brakeforce Distribution (EBD/CBC) | • |
| Brake Assist System (EBA/BAS/BA) | • |
| Traction Control System (ASR/TCS/TRC) | • |
| Electronic Stability Control (ESC/ESP/DSC) | • |
| Seat Belt Reminder | • |
| ISOFIX Child Seat Anchors | • |
| Lane Departure Warning System (LDWS) | - |
| Autonomous Emergency Braking (AEB) | - |
| Driver Fatigue Detection | - |

Air conditioning/refrigerator

| | |
|--|---------------------------|
| Air conditioning temperature control method | • Manual air conditioning |
| Rear Independent Climate Control | - |
| Rear seat air vents | • |
| Temperature zone control | - |
| Car air purifier | - |
| In-cabin PM2.5 Filter | - |

Passive safety

| | |
|--|-----------------|
| Driver/passenger airbag | Main •/Deputy • |
| Front/rear side airbags | Front •/Rear- |
| Front/rear head airbags (curtain airbags) | - |

Wheel brake

Wheel brake (continued)

| | |
|---------------------------|------------------|
| Front Brake Type | Ventilation disc |
| Rear Brake Type | Disc |
| Parking brake type | handbrake |
| Front Tire Size | 205/55 R16 |
| Rear Tire Size | 205/55 R16 |
| Spare Tire Size | Not full-size |

Audio/Interior Lighting

| | |
|---------------------------|--|
| Number of speakers | <ul style="list-style-type: none">• 4-5 speakers |
|---------------------------|--|

Driving functions

| | |
|---|--|
| Navigation traffic information display | - |
| Lane assist | - |
| Lane Keeping Assist System | - |
| Cruise control system | <ul style="list-style-type: none">• Cruise control |
| Satellite navigation system | - |
| Parking Assist | - |

Exterior lighting

| | |
|-------------------------------------|---|
| LED daytime running lights | - |
| Adaptive high and low beam | - |
| Automatic headlights | - |
| Front fog lights | <ul style="list-style-type: none">• |
| Height-adjustable headlights | <ul style="list-style-type: none">• |
| Headlight Delay Off | - |
| Turn signal lamp | <ul style="list-style-type: none">• |

Exterior mirrors

| | |
|---------------------------------|---|
| Exterior mirror function | <ul style="list-style-type: none">• Electric adjustment;• Mirror heating |
|---------------------------------|---|

Appearance/anti-theft

| | |
|--|--|
| Rim material | <ul style="list-style-type: none">• Aluminum alloy |
| Electronic engine immobilizer | <ul style="list-style-type: none">• |
| Central locking system in the car | <ul style="list-style-type: none">• |

Appearance/anti-theft (continued)

| | |
|----------------------|--------------|
| Key Type | • Remote key |
| Keyless start system | - |

Skylight/Glass

| | |
|-----------------------------|--------------------|
| Sunroof Type | • Electric sunroof |
| Front/rear electric windows | Front •/Rear • |
| Window anti-pinch function | • |
| Car makeup mirror | • |
| Rear wiper | • |

Interior and exterior color

| | |
|----------------|--|
| Exterior Color | joint gray #7E8286 Candy White #FFFFFF Emma Red #A3281E Reflective silver #A8B1B1 Deep black #000000 dazzle clear blue #4C7591 |
|----------------|--|

Steering wheel/interior mirror

| | |
|------------------------------------|--|
| Steering Wheel Material | • Cortex |
| Steering wheel position adjustment | • Manual up and down front and rear adjustment |
| Multi-function steering wheel | - |
| Heated Steering Wheel | - |
| Steering wheel memory | - |
| Trip computer display screen | • |
| Full LCD instrument panel | - |
| Interior rearview mirror function | • Manual anti-glare |

Intelligent configuration

| | |
|------------------------|---|
| Connected Car Services | - |
| OTA Updates | - |

Driving Control

| | |
|-------------------|---|
| Automatic parking | - |
|-------------------|---|

Driving Hardware

| | |
|--------------------------|---------------|
| Front/rear parking radar | Front-/Rear • |
|--------------------------|---------------|

"●" = Standard equipment

"□" = Not available

"○" = Optional equipment.

Note: These are Chinese market vehicles. Warranty coverage is not available outside of China.