




# Vehicle Detail Report

## Changan Eado 2020 PLUS Blue whale NE 1.4T GDI Automatic Flagship

### Basic Information

|                    |             |
|--------------------|-------------|
| Brand              | Changan     |
| Mileage            | 86,000 km   |
| Color              | Silver-gray |
| First Registration | 2020-06-01  |
| Transfer Count     | 0           |

### Vehicle Images





## Vehicle Condition

1. Inner side of left B-pillar, Non-accident-related deformation. 2. Driver's seat rails and frame, Signs of removal. 3. Front passenger seat rails and frame, Signs of removal. 4. Body floor pan, Aftermarket underbody coating.

## Configuration Information

### Model Information

|                    |  |
|--------------------|--|
| <b>Model Name</b>  | Changan Eado 2020 PLUS Blue whale NE 1.4T GDI DCT Flagship |
| <b>Launch Date</b> | 2020.03  |

### Basic parameters

|                                |                         |
|--------------------------------|-------------------------|
| <b>Vehicle Class</b>           | compact car             |
| <b>Energy Type</b>             | Gasoline                |
| <b>Maximum Power (kW)</b>      | 116                     |
| <b>Maximum Torque (N·m)</b>    | 260                     |
| <b>Transmission</b>            | 7-speed wet dual-clutch |
| <b>Body Type</b>               | Sedan                   |
| <b>Engine</b>                  | 1.4T 158 horsepower L4  |
| <b>Dimensions (L×W×H) (mm)</b> | 4730*1820*1505          |

## Basic parameters (continued)

|   |       |
|---|-------|
| <b>Official 0-100 km/h Acceleration (s)</b>     | -     |
| <b>Top Speed (km/h)</b>                         | -     |
| <b>Curb Weight (kg)</b>                         | 1340  |
| <b>Maximum Gross Weight (kg)</b>                | -     |
| <b>Measured 0-100 km/h Acceleration (s)</b>     | 9.26  |
| <b>Measured 100-0 km/h Braking Distance (m)</b> | 40.06 |

## engine

|                                     |                  |
|-------------------------------------|------------------|
| <b>Engine Model</b>                 | JL473ZQ3         |
| <b>Displacement (mL)</b>            | 1392             |
| <b>Displacement (L)</b>             | 1.4              |
| <b>Induction Type</b>               | Turbocharging    |
| <b>Cylinder Arrangement</b>         | L                |
| <b>Number of Cylinders</b>          | 4                |
| <b>Valves per Cylinder</b>          | 4                |
| <b>Valve Train</b>                  | DOHC             |
| <b>Maximum Power (PS)</b>           | 158              |
| <b>Max Power Speed (rpm)</b>        | 5500             |
| <b>Max Torque Speed (rpm)</b>       | 1500-4000        |
| <b>Maximum net power (kW)</b>       | -                |
| <b>Fuel Grade</b>                   | 92.              |
| <b>Fuel Delivery System</b>         | Direct injection |
| <b>Cylinder Head Material</b>       | Aluminum alloy   |
| <b>Cylinder Block Material</b>      | Aluminum alloy   |
| <b>Engine-specific technologies</b> | DVVT             |

## Screen/System

|   |  |
|---|--|
| <b>Central control color screen</b>     | <ul style="list-style-type: none"><li>• Touch LCD screen</li></ul>                     |
| <b>Infotainment Screen Size</b>         | <ul style="list-style-type: none"><li>• 10.25 inches</li></ul>                         |
| <b>Bluetooth/In-car Phone</b>           | <ul style="list-style-type: none"><li>•</li></ul>                                      |
| <b>Smartphone Integration/Mirroring</b> | <ul style="list-style-type: none"><li>• OEM smartphone integration/mirroring</li></ul> |

## Screen/System (continued)

|   |   |
|---|---|
| <b>Voice recognition control system</b> | <ul style="list-style-type: none"><li>• Multimedia system;</li><li>• Navigation;</li><li>• Telephone;</li><li>• Air conditioning;</li><li>• Sunroof</li></ul> |
|---|---|

## Body

|                               |            |
|-------------------------------|------------|
| <b>Length (mm)</b>            | 4730       |
| <b>Width (mm)</b>             | 1820       |
| <b>Height (mm)</b>            | 1505       |
| <b>Wheelbase (mm)</b>         | 2700       |
| <b>Front Track (mm)</b>       | 1555       |
| <b>Rear Track (mm)</b>        | 1566       |
| <b>Door Opening Type</b>      | swing door |
| <b>Number of Doors</b>        | 4          |
| <b>Number of Seats</b>        | 5          |
| <b>Fuel Tank Capacity (L)</b> | 53         |
| <b>Trunk volume (L)</b>       | 500        |
| <b>Drag Coefficient (Cd)</b>  | -          |
| <b>Approach Angle (°)</b>     | 14         |
| <b>Departure Angle (°)</b>    | 18         |

## Gearbox

|                          |                                    |
|--------------------------|------------------------------------|
| <b>Abbreviation</b>      | 7-speed wet dual-clutch            |
| <b>Number of Gears</b>   | 7                                  |
| <b>Transmission Type</b> | Wet Dual-Clutch Transmission (DCT) |

## Chassis steering

|                              |   |
|------------------------------|---|
| <b>Drive Type</b>            | Front-engine, Front-wheel drive (FF)    |
| <b>Front Suspension Type</b> | MacPherson independent suspension       |
| <b>Rear Suspension Type</b>  | Torsion beam non-independent suspension |
| <b>Power Steering Type</b>   | Electric power assistance               |
| <b>Vehicle structure</b>     | bearing type                            |

## Seat Configuration

|                                  |   |
|----------------------------------|---|
| <b>Seat Material</b>             | <ul style="list-style-type: none"><li>• Imitation leather</li></ul>   |
| <b>Main seat adjustment</b>      | <ul style="list-style-type: none"><li>• Front and rear adjustment;</li><li>• Backrest adjustment;</li><li>• Height adjustment (2-way)</li></ul> |
| <b>Co-seat adjustment method</b> | <ul style="list-style-type: none"><li>• Front and rear adjustment;</li><li>• Backrest adjustment</li></ul>                                      |

## Seat Configuration (continued)

|  |                     |
|--|---------------------|
| <b>Electric adjustment of driver's seat and passenger seat</b> | Main/Deputy-        |
| <b>Front passenger seat rear adjustable buttons</b>            | -                   |
| <b>Rear seat folding</b>                                       | • Proportional down |
| <b>Front/rear center armrest</b>                               | Front •/Rear •      |
| <b>Rear cup holder</b>   | •                   |

## Active safety

|   |                       |
|---|-----------------------|
| <b>Anti-lock Braking System (ABS)</b>               | •                     |
| <b>Electronic Brakeforce Distribution (EBD/CBC)</b> | •                     |
| <b>Brake Assist System (EBA/BAS/BA)</b>             | •                     |
| <b>Traction Control System (ASR/TCS/TRC)</b>        | •                     |
| <b>Electronic Stability Control (ESC/ESP/DSC)</b>   | •                     |
| <b>Tire Pressure Monitoring System (TPMS)</b>       | • Tire pressure alarm |
| <b>Seat Belt Reminder</b>                           | • Front row           |
| <b>ISOFIX Child Seat Anchors</b>                    | •                     |
| <b>Lane Departure Warning System (LDWS)</b>         | -                     |
| <b>Autonomous Emergency Braking (AEB)</b>           | •                     |
| <b>Driver Fatigue Detection</b>                     | -                     |
| <b>Built-in Dashcam</b>                             | •                     |

## Air conditioning/refrigerator

|  |                              |
|--|------------------------------|
| <b>Air conditioning temperature control method</b> | • Automatic air conditioning |
| <b>Rear Independent Climate Control</b>            | -                            |
| <b>Rear seat air vents</b>                         | •                            |
| <b>Temperature zone control</b>                    | -                            |
| <b>Car air purifier</b>                            | -                            |
| <b>In-cabin PM2.5 Filter</b>                       | •                            |

## Passive safety

## Passive safety (continued)

|  |                 |
|--|-----------------|
| <b>Driver/passenger airbag</b>                   | Main •/Deputy • |
| <b>Front/rear side airbags</b>                   | Front •/Rear-   |
| <b>Front/rear head airbags (curtain airbags)</b> | -               |

## Wheel brake

|                           |                    |
|---------------------------|--------------------|
| <b>Front Brake Type</b>   | Ventilation disc   |
| <b>Rear Brake Type</b>    | Disc               |
| <b>Parking brake type</b> | Electronic Parking |
| <b>Front Tire Size</b>    | 215/50 R17         |
| <b>Rear Tire Size</b>     | 215/50 R17         |
| <b>Spare Tire Size</b>    | Not full-size      |

## Audio/Interior Lighting

|                           |              |
|---------------------------|--------------|
| <b>Number of speakers</b> | • 6 speakers |
|---------------------------|--------------|

## Driving functions

|   |                              |
|---|------------------------------|
| <b>Navigation traffic information display</b> | •                            |
| <b>Lane assist</b>                            | -                            |
| <b>Lane Keeping Assist System</b>             | -                            |
| <b>Cruise control system</b>                  | • Full speed adaptive cruise |
| <b>Satellite navigation system</b>            | •                            |
| <b>Parking Assist</b>                         | -                            |

## Exterior lighting

|                                     |      |
|-------------------------------------|------|
| <b>Low beam light source</b>        | •LED |
| <b>High beam light source</b>       | •LED |
| <b>LED daytime running lights</b>   | •    |
| <b>Adaptive high and low beam</b>   | -    |
| <b>Automatic headlights</b>         | •    |
| <b>Height-adjustable headlights</b> | •    |
| <b>Headlight Delay Off</b>          | •    |

## Exterior mirrors

|                                 |   |
|---------------------------------|---|
| <b>Exterior mirror function</b> | • Electric adjustment; • Electric folding; • Rearview mirror heating; • Automatic folding when locked |
|---------------------------------|---|

## Appearance/anti-theft

|  |                               |
|--|-------------------------------|
| <b>Rim material</b>                      | • Aluminum alloy              |
| <b>Electronic engine immobilizer</b>     | •                             |
| <b>Central locking system in the car</b> | •                             |
| <b>Key Type</b>                          | • Remote key; • Bluetooth key |
| <b>Keyless start system</b>              | •                             |
| <b>Keyless entry function</b>            | • Driving position            |
| <b>Hands-free Trunk</b>                  | •                             |
| <b>Remote start function</b>             | •                             |

## Skylight/Glass

|  |  |
|--|--|
| <b>Sunroof Type</b>                      | • Openable panoramic sunroof             |
| <b>Front/rear electric windows</b>       | Front •/Rear •                           |
| <b>One-touch window lifting function</b> | • Full vehicle                           |
| <b>Window anti-pinch function</b>        | •  |
| <b>Car makeup mirror</b>                 | • Main driving position; • First officer |
| <b>Rear wiper</b>                        | -  |

## Interior and exterior color

|                       |  |
|-----------------------|--|
| <b>Exterior Color</b> | tourmaline black #000000 Yao Dung Red #FF0303 glitter ice crystal white #FFFFFF colored glaze brown #673C23 Glitter Deep Sea Blue #017AAF titanium light silver gray #C6C6C6 |
| <b>Interior Color</b> | Red Flame #A91516  |

## Steering wheel/interior mirror

|   |  |
|---|--|
| <b>Steering Wheel Material</b>            | • Leather                                      |
| <b>Steering wheel position adjustment</b> | • Manual up and down front and rear adjustment |
| <b>Multi-function steering wheel</b>      | •  |
| <b>Heated Steering Wheel</b>              | -  |
| <b>Steering wheel memory</b>              | -  |
| <b>Trip computer display screen</b>       | • Color  |
| <b>Full LCD instrument panel</b>          | •  |

## Steering wheel/interior mirror (continued)

|  |                         |
|--|-------------------------|
| <b>LCD instrument size</b>               | • 10.25 inches          |
| <b>Interior rearview mirror function</b> | • Manual anti-glare     |
| <b>Gear shifting</b>                     | • Mechanical gear shift |

## Intelligent configuration

|                               |   |
|-------------------------------|---|
| <b>Connected Car Services</b> | • |
| <b>OTA Updates</b>            | • |

## Driving Control

|                            |  |
|----------------------------|--|
| <b>Driving mode switch</b> | • Sport; • Economy; • Standard/Comfort |
| <b>Automatic parking</b>   | -                                      |
| <b>Hill start assist</b>   | •                                      |

## Driving Hardware

|   |                              |
|---|------------------------------|
| <b>Front/rear parking radar</b>         | Front-/Rear •                |
| <b>Driving Assistance Camera System</b> | • 360-degree panoramic image |
| <b>Number of cameras</b>                | • 4                          |
| <b>Number of ultrasonic radars</b>      | • 3                          |

## In-car charging

|                                   |                                       |
|-----------------------------------|---------------------------------------|
| <b>Multimedia/charging port</b>   | •USB                                  |
| <b>Number of USB/Type-C ports</b> | • 2 in the First row/1 in the 2nd-row |

---

"●" = Standard equipment

"\_" = Not available

"○" = Optional equipment.

Note: These are Chinese market vehicles. Warranty coverage is not available outside of China.