


Vehicle Detail Report



Chang'an Yidong 2021 PLUS 1.6L GDI CVT Elite-type

Basic Information

| | |
|--------------------|------------|
| Brand | Changan |
| Mileage | 40,000 km |
| Color | White |
| First Registration | 2021-10-01 |
| Transfer Count | 0 |

Vehicle Images





Vehicle Condition

1. Left rear frame rail, Corrosion. 2. Left front fender structure, Deformation.

Configuration Information

Model Information

| | |
|--------------------|---|
| Model Name | Chang'an Yidong 2021 PLUS 1.6L GDI CVT Elite-type |
| Launch Date | 2021.03 |

Basic parameters

| | |
|-----------------------------|-------------|
| Vehicle Class | compact car |
| Energy Type | Gasoline |
| Maximum Power (kW) | 94 |
| Maximum Torque (N·m) | 161 |

Basic parameters (continued)

| | |
|---|---|
| Transmission | CVT continuously variable transmission (simulates 8 speeds) |
| Body Type | Sedan |
| Engine | 1.6L 128 hp L4 |
| Dimensions (L×W×H) (mm) | 4730*1820*1505 |
| Official 0-100 km/h Acceleration (s) | - |
| Top Speed (km/h) | 180 |
| Curb Weight (kg) | 1285 |
| Maximum Gross Weight (kg) | - |
| NEDC Combined Fuel Consumption (L/100km) | 5.8 |

engine

| | |
|-------------------------------------|--------------------|
| Engine Model | JL478QEP |
| Displacement (mL) | 1598 |
| Displacement (L) | 1.6 |
| Induction Type | Natural aspiration |
| Cylinder Arrangement | L |
| Number of Cylinders | 4 |
| Valves per Cylinder | 4 |
| Valve Train | DOHC |
| Maximum Power (PS) | 128 |
| Max Power Speed (rpm) | 6000 |
| Max Torque Speed (rpm) | 4000 |
| Maximum net power (kW) | 86 |
| Fuel Grade | 92. |
| Fuel Delivery System | Direct injection |
| Cylinder Head Material | Aluminum alloy |
| Cylinder Block Material | Aluminum alloy |
| Engine layout | Horizontal |
| Engine-specific technologies | DVVT |

Screen/System

| | |
|-------------------------------------|--------------------|
| Central control color screen | • Touch LCD screen |
|-------------------------------------|--------------------|

Screen/System (continued)

| | |
|---|--|
| Infotainment Screen Size | • 7 inches |
| Bluetooth/In-car Phone | • |
| Smartphone Integration/Mirroring | • OEM smartphone integration/mirroring |

Body

| | |
|-------------------------------|------------|
| Length (mm) | 4730 |
| Width (mm) | 1820 |
| Height (mm) | 1505 |
| Wheelbase (mm) | 2700 |
| Front Track (mm) | 1555 |
| Rear Track (mm) | 1566 |
| Door Opening Type | swing door |
| Number of Doors | 4 |
| Number of Seats | 5 |
| Fuel Tank Capacity (L) | 53 |
| Trunk volume (L) | 500 |
| Drag Coefficient (Cd) | - |
| Approach Angle (°) | 14 |
| Departure Angle (°) | 18 |

Gearbox

| | |
|--------------------------|---|
| Abbreviation | CVT continuously variable transmission (simulates 8 speeds) |
| Number of Gears | 8 |
| Transmission Type | Continuously Variable Transmission (CVT) |

Chassis steering

| | |
|------------------------------|---|
| Drive Type | Front-engine, Front-wheel drive (FF) |
| Front Suspension Type | MacPherson independent suspension |
| Rear Suspension Type | Torsion beam non-independent suspension |
| Power Steering Type | Electric power assistance |
| Vehicle structure | bearing type |

Seat Configuration

| | |
|----------------------|---------------------|
| Seat Material | • Imitation leather |
|----------------------|---------------------|

Seat Configuration (continued)

| | |
|--|---|
| Main seat adjustment | <ul style="list-style-type: none">• Front and rear adjustment;• Backrest adjustment;• Height adjustment (2-way) |
| Co-seat adjustment method | <ul style="list-style-type: none">• Front and rear adjustment;• Backrest adjustment |
| Electric adjustment of driver's seat and passenger seat | - |
| Front passenger seat rear adjustable buttons | - |
| Front/rear center armrest | Front •/Rear- |
| Rear cup holder | - |

Active safety

| | |
|---|---|
| Anti-lock Braking System (ABS) | <ul style="list-style-type: none">• |
| Electronic Brakeforce Distribution (EBD/CBC) | <ul style="list-style-type: none">• |
| Brake Assist System (EBA/BAS/BA) | <ul style="list-style-type: none">• |
| Traction Control System (ASR/TCS/TRC) | <ul style="list-style-type: none">• |
| Electronic Stability Control (ESC/ESP/DSC) | <ul style="list-style-type: none">• |
| Tire Pressure Monitoring System (TPMS) | <ul style="list-style-type: none">• Tire pressure display |
| Seat Belt Reminder | <ul style="list-style-type: none">• Main driving position |
| ISOFIX Child Seat Anchors | <ul style="list-style-type: none">• |
| Lane Departure Warning System (LDWS) | - |
| Autonomous Emergency Braking (AEB) | - |
| Driver Fatigue Detection | - |

Air conditioning/refrigerator

| | |
|--|---|
| Air conditioning temperature control method | <ul style="list-style-type: none">• Manual air conditioning |
| Rear Independent Climate Control | - |
| Rear seat air vents | - |
| Temperature zone control | - |
| Car air purifier | - |

Air conditioning/refrigerator (continued)

| | |
|------------------------------|---|
| In-cabin PM2.5 Filter | • |
|------------------------------|---|

Passive safety

| | |
|--|-----------------|
| Driver/passenger airbag | Main •/Deputy • |
| Front/rear side airbags | - |
| Front/rear head airbags (curtain airbags) | - |

Wheel brake

| | |
|---------------------------|--------------------|
| Front Brake Type | Ventilation disc |
| Rear Brake Type | Disc |
| Parking brake type | Electronic Parking |
| Front Tire Size | 205/60 R16 |
| Rear Tire Size | 205/60 R16 |
| Spare Tire Size | Not full-size |

Audio/Interior Lighting

| | |
|---------------------------|-----------|
| Number of speakers | • 2 Horns |
|---------------------------|-----------|

Driving functions

| | |
|---|------------------|
| Navigation traffic information display | - |
| Lane assist | - |
| Lane Keeping Assist System | - |
| Cruise control system | • Cruise control |
| Satellite navigation system | • |
| Parking Assist | - |

Exterior lighting

| | |
|-------------------------------------|-----------|
| Low beam light source | • Halogen |
| High beam light source | • Halogen |
| LED daytime running lights | • |
| Adaptive high and low beam | - |
| Automatic headlights | - |
| Height-adjustable headlights | • |
| Headlight Delay Off | • |

Exterior mirrors

Exterior mirrors (continued)

| | |
|---------------------------------|---|
| Exterior mirror function | <ul style="list-style-type: none">• Electric adjustment |
|---------------------------------|---|

Appearance/anti-theft

| | |
|--|--|
| Rim material | <ul style="list-style-type: none">• Aluminum alloy |
| Electric trunk | - |
| Electronic engine immobilizer | <ul style="list-style-type: none">• |
| Central locking system in the car | <ul style="list-style-type: none">• |
| Key Type | <ul style="list-style-type: none">• Remote key |
| Keyless start system | <ul style="list-style-type: none">• |
| Keyless entry function | <ul style="list-style-type: none">• Driving position |
| Hands-free Trunk | <ul style="list-style-type: none">• |
| Remote start function | <ul style="list-style-type: none">• |

Skylight/Glass

| | |
|------------------------------------|--|
| Front/rear electric windows | Front •/Rear • |
| Window anti-pinch function | - |
| Car makeup mirror | <ul style="list-style-type: none">• Main driving position;• First officer |
| Rear wiper | - |

Interior and exterior color

| | |
|-----------------------|---|
| Exterior Color | titanium light silver gray #C6C6C6 Andean Grey #585B62 tourmaline black #000000 glitter ice crystal white #FFFFFF Glitter Deep Sea Blue #017AAF Yao Dung Red #FF0303 |
| Interior Color | Interstellar Black #000000 |

Steering wheel/interior mirror

| | |
|---|--|
| Steering Wheel Material | <ul style="list-style-type: none">• Plastic |
| Steering wheel position adjustment | <ul style="list-style-type: none">• Manual up and down front and rear adjustment |
| Multi-function steering wheel | <ul style="list-style-type: none">• |
| Heated Steering Wheel | - |
| Steering wheel memory | - |
| Trip computer display screen | <ul style="list-style-type: none">• Color |

Steering wheel/interior mirror (continued)

| | |
|--|-------------------------|
| Full LCD instrument panel | - |
| LCD instrument size | • 3.5 inches |
| Interior rearview mirror function | • Manual anti-glare |
| Gear shifting | • Mechanical gear shift |

Intelligent configuration

| | |
|-------------------------------|---|
| Connected Car Services | - |
| OTA Updates | - |

Driving Control

| | |
|----------------------------|-------------------------------|
| Driving mode switch | • Economy; • Standard/Comfort |
| Automatic parking | - |
| Hill start assist | • |

Driving Hardware

| | |
|---|-------------------|
| Front/rear parking radar | Front-/Rear • |
| Driving Assistance Camera System | • Reversing image |

In-car charging

| | |
|-----------------------------------|---|
| Multimedia/charging port | •USB |
| Number of USB/Type-C ports | • 2 in the First row/1 in the 2nd-row ports |

"●" = Standard equipment

"-" = Not available

"○" = Optional equipment.

Note: These are Chinese market vehicles. Warranty coverage is not available outside of China.