


Vehicle Detail Report





Mercedes-Benz A- Class AMG 2025 AMG A 35 L 4MATIC

Basic Information

Brand	Mercedes-Benz
Mileage	3,400 km
Color	White
First Registration	2025-02-01
Transfer Count	1

Vehicle Images







Vehicle Condition

1. Original metal panels and factory paint.

Configuration Information

Model Information

Model Name	Mercedes-Benz A- Class AMG 2025 AMG A 35 L 4MATIC
Launch Date	2024.12

Basic parameters

Vehicle Class	compact car
Energy Type	Gasoline + 48V Mild Hybrid System
Maximum Power (kW)	225
Maximum Torque (N·m)	400
Transmission	8-speed wet dual-clutch
Body Type	Sedan
Engine	2.0T 306 horsepower L4
Dimensions (L×W×H) (mm)	4630*1796*1416
Official 0-100 km/h Acceleration (s)	5.1
Top Speed (km/h)	250
Curb Weight (kg)	1642
Maximum Gross Weight (kg)	2160
WLTP Combined Fuel Consumption (L/100km)	7.72

engine

Engine Model	260 920
Displacement (mL)	1991
Displacement (L)	2.0
Induction Type	Turbocharging
Cylinder Arrangement	L

engine (continued)

Number of Cylinders	4
Valves per Cylinder	4
Valve Train	DOHC
Maximum Power (PS)	306
Max Power Speed (rpm)	6100
Max Torque Speed (rpm)	2500-4000
Maximum net power (kW)	225
Fuel Grade	Number 98
Fuel Delivery System	Direct injection
Cylinder Head Material	Aluminum alloy
Cylinder Block Material	Aluminum alloy
Engine layout	Horizontal

Screen/System

Central control color screen	<ul style="list-style-type: none">• Touch LCD screen
Infotainment Screen Size	<ul style="list-style-type: none">• 10.25 inches
Bluetooth/In-car Phone	<ul style="list-style-type: none">•
Smartphone Integration/Mirroring	<ul style="list-style-type: none">• Support CarPlay;• Support Android Auto
Voice recognition control system	<ul style="list-style-type: none">• Multimedia system;• Navigation;• Telephone;• Air conditioning
Voice wake-up recognition by region	<ul style="list-style-type: none">• Single area
In-vehicle intelligent system	<ul style="list-style-type: none">• MBUX
App Store	<ul style="list-style-type: none">•
Voice assistant wake-up word	<ul style="list-style-type: none">• Hello, Mercedes
Voice wake-up word-free	<ul style="list-style-type: none">•
Continuous speech recognition	<ul style="list-style-type: none">•

Body

Length (mm)	4630
Width (mm)	1796
Height (mm)	1416
Wheelbase (mm)	2789
Front Track (mm)	1573

Body (continued)

Rear Track (mm)	1570
Door Opening Type	swing door
Number of Doors	4
Number of Seats	5
Fuel Tank Capacity (L)	51
Trunk volume (L)	370
Drag Coefficient (Cd)	-
Approach Angle (°)	13
Departure Angle (°)	15

Gearbox

Abbreviation	8-speed wet dual-clutch
Number of Gears	8
Transmission Type	Wet Dual-Clutch Transmission (DCT)

Chassis steering

Drive Type	Front-engine, All-wheel drive (F-AWD)
Four-wheel drive	Timely four-wheel drive
Central differential structure	Multi-plate clutch
Front Suspension Type	MacPherson independent suspension
Rear Suspension Type	Multi-link independent suspension
Power Steering Type	Electric power assistance
Vehicle structure	bearing type

Seat Configuration

Seat Material	• Imitation leather
Main seat adjustment	• Front and rear adjustment; • Backrest adjustment; • Height adjustment (4-way); • Leg rest adjustment; • Lumbar support (4-way)
Co-seat adjustment method	• Front and rear adjustment; • Backrest adjustment; • Height adjustment (4-way); • Leg rest adjustment; • Lumbar support (4-way)
Electric adjustment of driver's seat and passenger seat	Main •/Deputy •

Seat Configuration (continued)

Front seat functions	• Heating
Front passenger seat rear adjustable buttons	-
Front/rear center armrest	Front •/Rear •
Rear cup holder	•
Sports style seats	•

Active safety

Anti-lock Braking System (ABS)	•
Electronic Brakeforce Distribution (EBD/CBC)	•
Brake Assist System (EBA/BAS/BA)	•
Traction Control System (ASR/TCS/TRC)	•
Electronic Stability Control (ESC/ESP/DSC)	•
Tire Pressure Monitoring System (TPMS)	• Tire pressure display
Seat Belt Reminder	• Front row
ISOFIX Child Seat Anchors	•
Lane Departure Warning System (LDWS)	•
Autonomous Emergency Braking (AEB)	•
Driver Fatigue Detection	•
Forward Collision Warning (FCW)	•
Emergency Call System (eCall)	•
Built-in Dashcam	•
Door Opening Warning (DOW)	○

Air conditioning/refrigerator

Air conditioning temperature control method	• Automatic air conditioning
Rear Independent Climate Control	-
Rear seat air vents	•

Air conditioning/refrigerator (continued)

Temperature zone control	-
Car air purifier	<input type="radio"/> (USD 221)
In-cabin PM2.5 Filter	<input type="radio"/>

Passive safety

Driver/passenger airbag	Main <input checked="" type="checkbox"/> /Deputy <input checked="" type="checkbox"/>
Front/rear side airbags	Front <input checked="" type="checkbox"/> /Rear <input checked="" type="checkbox"/>
Front/rear head airbags (curtain airbags)	Front <input checked="" type="checkbox"/> /Rear <input checked="" type="checkbox"/>
Passive pedestrian protection	<input checked="" type="checkbox"/>

Wheel brake

Front Brake Type	Ventilation disc
Rear Brake Type	Ventilation disc
Parking brake type	Electronic Parking
Front Tire Size	235/35 R19
Rear Tire Size	235/35 R19
Spare Tire Size	None

Audio/Interior Lighting

Speaker Brand Name	<input type="radio"/> Voice of Burmester Berlin (USD 1,206)
Number of speakers	<input checked="" type="checkbox"/> 10 speakers; <input type="radio"/> 12 speakers
Interior ambient lighting	<input checked="" type="checkbox"/> 64 colors

Driving functions

Navigation traffic information display	<input checked="" type="checkbox"/>
Lane assist	<input type="radio"/>
Lane Keeping Assist System	<input checked="" type="checkbox"/>
Cruise control system	<input checked="" type="checkbox"/> Adaptive cruise; <input type="radio"/> Full speed adaptive cruise
Satellite navigation system	<input checked="" type="checkbox"/>
Driving assistance level	<input type="radio"/> L2
Lane centering	<input type="radio"/>
Road traffic sign recognition	<input type="radio"/>
Map Brand	<input checked="" type="checkbox"/> Gaud

Driving functions (continued)

AR real-time navigation	•
Parking Assist	•
Lane Change Assist	○

Exterior lighting

Low beam light source	•LED
High beam light source	•LED
LED daytime running lights	•
Adaptive high and low beam	•
Automatic headlights	•
Height-adjustable headlights	•
Headlight Delay Off	•
Lighting features	•MULTIBEAM geometry
Turn headlights	•

Exterior mirrors

Exterior mirror function	• Electric adjustment; • Electric folding; • Rearview mirror heating; • Automatic folding when locked
---------------------------------	---

Appearance/anti-theft

Rim material	• Aluminum alloy
Electric trunk	-
Electronic engine immobilizer	•
Central locking system in the car	•
Key Type	• Remote key
Keyless start system	•
Keyless entry function	• Full car
Appearance Kit	• Sports style
Hands-free Trunk	•
Remote start function	•

Skylight/Glass

Sunroof Type	• Sectional electric sunroof
Front/rear electric windows	Front •/Rear •

Skylight/Glass (continued)

One-touch window lifting function	<ul style="list-style-type: none">• Full car
Window anti-pinch function	<ul style="list-style-type: none">•
Car makeup mirror	<ul style="list-style-type: none">• Main driver's lamp; • co-pilot's lamp
Rear wiper	-
Rain sensor wiper function	<ul style="list-style-type: none">• Rainfall-sensing
Rear side privacy glass	<ul style="list-style-type: none">•

Interior and exterior color

Exterior Color	Mountain Grey:#2F302A; Arctic White:#F4F4F4; Sea Night Blue:#143882, Cosmic Black:#13120E; Matte Mountain Grey:#424242; Lava Red:#B52E39; Spacetime Silver:#ACACAE
Interior Color	Black:#000000, Black and fiery, Red, #000000/#962A31

Steering wheel/interior mirror

Steering Wheel Material	<ul style="list-style-type: none">• Leather
Steering wheel position adjustment	<ul style="list-style-type: none">• Manual up and down front and rear adjustment
Multi-function steering wheel	<ul style="list-style-type: none">•
Heated Steering Wheel	-
Steering wheel memory	-
Trip computer display screen	<ul style="list-style-type: none">• Color
Full LCD instrument panel	<ul style="list-style-type: none">•
LCD instrument size	<ul style="list-style-type: none">• 10.25 inches
Interior rearview mirror function	<ul style="list-style-type: none">• Manual anti-glare
Gear shifting	<ul style="list-style-type: none">• Electronic gear shift
HUD Head Up Digital Display	○(USD 1,324)
ETC Device	○(USD 441)
Steering Wheel Shift Paddles	<ul style="list-style-type: none">•

Intelligent configuration

Connected Car Services	<ul style="list-style-type: none">•
-------------------------------	---

Intelligent configuration (continued)

OTA Updates	•
4G/5G Network	•4G
Mobile APP remote function	• Door control; • Vehicle start-up; • Vehicle condition inquiry/diagnosis; • Vehicle location/vehicle search
In-vehicle Biometric Monitoring	•

Driving Control

Driving mode switch	• Sport; • Standard/Comfort; • Customize/Personalize
Automatic parking	•
Hill start assist	•
Variable steering ratio	•
Engine start-stop technology	•

Driving Hardware

Front/rear parking radar	Front •/Rear •
Driving Assistance Camera System	• Rearview camera; ○ 360-degree panoramic view camera (USD 882)
Front perception camera	• Monocular
Number of cameras	• 2
Number of ultrasonic radars	• 12

In-car charging

Multimedia/charging port	•Type-C
Number of USB/Type-C ports	• 2 in the First row/1 in the 2nd-row
Mobile phone wireless charging function	• Front row

"●" = Standard equipment

"_" = Not available

"○" = Optional equipment.

Note: These are Chinese market vehicles. Warranty coverage is not available outside of China.