


Vehicle Detail Report


toyota corolla 2021 1.2T S-CVT Pioneer PLUS version


Basic Information

Brand	Toyota
Mileage	42,000 km
Color	White
First Registration	2022-09-01
Transfer Count	1

Vehicle Images







Vehicle Condition

1. Right rear quarter panel, Paint repair, Body panel repair.

Configuration Information

Model Information

Model Name	Corolla 2021 1.2T S-CVT Pioneer PLUS Edition
Launch Date	2021.01

Basic parameters

Vehicle Class	compact car
Energy Type	Gasoline
Maximum Power (kW)	85
Maximum Torque (N·m)	185
Transmission	CVT continuously variable (simulating 10 gears)
Body Type	Sedan
Engine	1.2T 116 horsepower L4
Dimensions (L×W×H) (mm)	4635*1780*1455
Official 0-100 km/h Acceleration (s)	-
Top Speed (km/h)	180
Curb Weight (kg)	1335
Maximum Gross Weight (kg)	-
NEDC Combined Fuel Consumption (L/100km)	5.5

engine

Engine Model	9NR/8NR
Displacement (mL)	1197
Displacement (L)	1.2
Induction Type	Turbocharging
Cylinder Arrangement	L

engine (continued)

Number of Cylinders	4
Valves per Cylinder	4
Compression Ratio	10
Valve Train	DOHC
Bore (mm)	71.5
Stroke (mm)	74.5
Maximum Power (PS)	116
Max Power Speed (rpm)	5200-5600
Max Torque Speed (rpm)	1500-4000
Maximum net power (kW)	85
Fuel Grade	92.
Fuel Delivery System	Direct injection
Cylinder Head Material	Aluminum alloy
Cylinder Block Material	Aluminum alloy
Engine layout	Horizontal
Engine-specific technologies	VVT-iW

Screen/System

Central control color screen	<ul style="list-style-type: none">• Touch LCD screen
Infotainment Screen Size	<ul style="list-style-type: none">• 8 inches
Bluetooth/In-car Phone	<ul style="list-style-type: none">•
Smartphone Integration/ Mirroring	<ul style="list-style-type: none">• Support CarLife

Body

Length (mm)	4635
Width (mm)	1780
Height (mm)	1455
Wheelbase (mm)	2700
Front Track (mm)	1527
Rear Track (mm)	1526
Ground Clearance (Fully Loaded) (mm)	152
Door Opening Type	swing door
Number of Doors	4

Body (continued)

Number of Seats	5
Fuel Tank Capacity (L)	50
Trunk volume (L)	470
Drag Coefficient (Cd)	-
Approach Angle (°)	12
Departure Angle (°)	11
Minimum Turning Radius (m)	5.2

Gearbox

Abbreviation	CVT continuously variable (simulating 10 gears)
Number of Gears	10
Transmission Type	Continuously Variable Transmission (CVT)

Chassis steering

Drive Type	Front-engine, Front-wheel drive (FF)
Front Suspension Type	MacPherson independent suspension
Rear Suspension Type	E-type multi-link independent suspension
Power Steering Type	Electric power assistance
Vehicle structure	bearing type

Seat Configuration

Seat Material	• Fabric
Main seat adjustment	• Front and rear adjustment; • Backrest adjustment; • Height adjustment (2-way)
Co-seat adjustment method	• Front and rear adjustment; • Backrest adjustment
Electric adjustment of driver's seat and passenger seat	-
Front passenger seat rear adjustable buttons	-
Front/rear center armrest	Front •/Rear-
Rear cup holder	-

Active safety

Anti-lock Braking System (ABS)	•
---------------------------------------	---

Active safety (continued)

Electronic Brakeforce Distribution (EBD/CBC)	•
Brake Assist System (EBA/BAS/BA)	•
Traction Control System (ASR/TCS/TRC)	•
Electronic Stability Control (ESC/ESP/DSC)	•
Tire Pressure Monitoring System (TPMS)	• Tire pressure display
Seat Belt Reminder	• Full car
ISOFIX Child Seat Anchors	•
Lane Departure Warning System (LDWS)	•
Autonomous Emergency Braking (AEB)	•
Driver Fatigue Detection	-
Emergency Call System (eCall)	•

Air conditioning/refrigerator

Air conditioning temperature control method	• Manual air conditioning
Rear Independent Climate Control	-
Rear seat air vents	-
Temperature zone control	-
Car air purifier	-
In-cabin PM2.5 Filter	•

Passive safety

Driver/passenger airbag	Main •/Deputy •
Front/rear side airbags	Front •/Rear-
Front/rear head airbags (curtain airbags)	Front •/Rear •
Knee airbag	• Main driver knee airbag
Passenger seat cushion airbag	•

Wheel brake

Front Brake Type	Ventilation disc
-------------------------	------------------

Wheel brake (continued)

Rear Brake Type	Disc
Parking brake type	Electronic Parking
Front Tire Size	195/65 R15
Rear Tire Size	195/65 R15
Spare Tire Size	Not full-size

Audio/Interior Lighting

Number of speakers	• 4 speakers
---------------------------	--------------

Driving functions

Navigation traffic information display	-
Lane assist	-
Lane Keeping Assist System	•
Cruise control system	• Full speed adaptive cruise
Satellite navigation system	-
Parking Assist	-

Exterior lighting

Low beam light source	• Halogen
High beam light source	• Halogen
LED daytime running lights	•
Adaptive high and low beam	•
Automatic headlights	•
Front fog lights	•LED
Height-adjustable headlights	•
Headlight Delay Off	-

Exterior mirrors

Exterior mirror function	• Electric adjustment; • Mirror heating
---------------------------------	---

Appearance/anti-theft

Rim material	• Aluminum alloy
Electric trunk	-
Electronic engine immobilizer	•

Appearance/anti-theft (continued)

Central locking system in the car	<ul style="list-style-type: none">•
Key Type	<ul style="list-style-type: none">• Remote key
Keyless start system	<ul style="list-style-type: none">•

Skylight/Glass

Front/rear electric windows	Front •/Rear •
One-touch window lifting function	<ul style="list-style-type: none">• Full car
Window anti-pinch function	<ul style="list-style-type: none">•
Car makeup mirror	<ul style="list-style-type: none">• Main driving position;• First officer
Rear wiper	-

Interior and exterior color

Exterior Color	Super White:#FDFDFD; Platinum Bronze Metallic:#8D857F; Biotite:#000000; Flaming Red Metallic:#C4283E; Silver Metallic:#D8DDD6; Platinum White:#E5E5E5
Interior Color	Black/Grey:#3E4146/#A7A8A0

Steering wheel/interior mirror

Steering Wheel Material	<ul style="list-style-type: none">• Plastic
Steering wheel position adjustment	<ul style="list-style-type: none">• Manual up and down front and rear adjustment
Multi-function steering wheel	<ul style="list-style-type: none">•
Heated Steering Wheel	-
Steering wheel memory	-
Trip computer display screen	<ul style="list-style-type: none">• Color
Full LCD instrument panel	-
LCD instrument size	<ul style="list-style-type: none">• 4.2 inches
Interior rearview mirror function	<ul style="list-style-type: none">• Manual anti-glare

Intelligent configuration

Connected Car Services	-
OTA Updates	-

Driving Control

Driving Control (continued)

Driving mode switch	• Movement
Automatic parking	•
Hill start assist	•
Engine start-stop technology	•

Driving Hardware

Front/rear parking radar	-
Driving Assistance Camera System	• Reversing image

In-car charging

Multimedia/charging port	•USB
Number of USB/Type-C ports	• 1 in the front row

"●" = Standard equipment

"-" = Not available

"○" = Optional equipment.

Note: These are Chinese market vehicles. Warranty coverage is not available outside of China.