


Vehicle Detail Report



Lynk & Co 03 2020 03+ 2.0TD Automatic wind control version

Basic Information

Brand	LYNK & CO
Mileage	63,000 km
Color	Yellow
First Registration	2020-05-01
Transfer Count	2

Vehicle Images





Vehicle Condition

1. Original metal panels and factory paint.

Configuration Information

Model Information

Model Name	Lynk & Co 03 2020 03+ 2.0TD Automatic wind control version
-------------------	--

Model Information (continued)

Launch Date	2020.04
-------------	---------

Basic parameters

Vehicle Class	compact car
Energy Type	Gasoline
Maximum Power (kW)	187
Maximum Torque (N·m)	350
Transmission	8-gear manual integration
Body Type	Sedan
Engine	2.0T 254 horsepower L4
Dimensions (L×W×H) (mm)	4677*1840*1461
Official 0-100 km/h Acceleration (s)	5.9
Top Speed (km/h)	-
Curb Weight (kg)	1615
Maximum Gross Weight (kg)	-
NEDC Combined Fuel Consumption (L/100km)	7.4

engine

Engine Model	JLH-4G20TDC
Displacement (mL)	1969
Displacement (L)	2.0
Induction Type	Turbocharging
Cylinder Arrangement	L
Number of Cylinders	4
Valves per Cylinder	4
Valve Train	DOHC
Bore (mm)	82
Stroke (mm)	93.2
Maximum Power (PS)	254
Max Power Speed (rpm)	5500
Max Torque Speed (rpm)	1800-4800
Maximum net power (kW)	187
Fuel Grade	95.

engine (continued)

Fuel Delivery System	Direct injection
Cylinder Head Material	Aluminum alloy
Cylinder Block Material	Aluminum alloy
Engine layout	Horizontal

Screen/System

Central control color screen	<ul style="list-style-type: none">• Touch LCD screen
Infotainment Screen Size	<ul style="list-style-type: none">• 10.2 inches
Bluetooth/In-car Phone	<ul style="list-style-type: none">•
Smartphone Integration/Mirroring	<ul style="list-style-type: none">• Original interconnection/mapping
Voice recognition control system	<ul style="list-style-type: none">• Multimedia system;• Navigation;• Telephone;• Air conditioning

Body

Length (mm)	4677
Width (mm)	1840
Height (mm)	1461
Wheelbase (mm)	2730
Front Track (mm)	1587
Rear Track (mm)	1587
Ground Clearance (Fully Loaded) (mm)	117
Door Opening Type	swing door
Number of Doors	4
Number of Seats	5
Fuel Tank Capacity (L)	50
Trunk volume (L)	414
Drag Coefficient (Cd)	-
Approach Angle (°)	13
Departure Angle (°)	16
Minimum Turning Radius (m)	5.7
Minimum ground clearance without load (mm)	132

Gearbox

Abbreviation	8-gear manual integration
---------------------	---------------------------

Gearbox (continued)

Number of Gears	8
Transmission Type	Automatic Transmission with Manual Mode (AT)

Chassis steering

Drive Type	Front-engine, All-wheel drive (F-AWD)
Four-wheel drive	Timely four-wheel drive
Front Suspension Type	MacPherson independent suspension
Rear Suspension Type	Multi-link independent suspension
Power Steering Type	Electric power assistance
Vehicle structure	bearing type

Seat Configuration

Seat Material	•Alcantara
Main seat adjustment	• Front and rear adjustment; • Backrest adjustment; • Height adjustment (4-way);• Lumbar support (4-way)
Co-seat adjustment method	• Front and rear adjustment; • Backrest adjustment; • Height adjustment (4-way);• Lumbar support (4-way)
Electric adjustment of driver's seat and passenger seat	Main •/Deputy •
Front seat functions	• Heating; • Ventilation (driving position only)
Electric seat memory function	• Driving position
Front passenger seat rear adjustable buttons	-
Rear seat folding	• Proportional down
Front/rear center armrest	Front •/Rear •
Rear cup holder	•
Sports style seats	•

Active safety

Anti-lock Braking System (ABS)	•
Electronic Brakeforce Distribution (EBD/CBC)	•

Active safety (continued)

Brake Assist System (EBA/BAS/BA)	•
Traction Control System (ASR/TCS/TRC)	•
Electronic Stability Control (ESC/ESP/DSC)	•
Tire Pressure Monitoring System (TPMS)	• Tire pressure alarm
Seat Belt Reminder	• Full car
ISOFIX Child Seat Anchors	•
Lane Departure Warning System (LDWS)	•
Autonomous Emergency Braking (AEB)	•
Driver Fatigue Detection	•
Emergency Call System (eCall)	•
Built-in Dashcam	•

Air conditioning/refrigerator

Air conditioning temperature control method	• Automatic air conditioning
Rear Independent Climate Control	-
Rear seat air vents	•
Temperature zone control	•
Car air purifier	-
In-cabin PM2.5 Filter	•

Passive safety

Driver/passenger airbag	Main •/Deputy •
Front/rear side airbags	Front •/Rear-
Front/rear head airbags (curtain airbags)	Front •/Rear •

Wheel brake

Front Brake Type	Ventilation disc
Rear Brake Type	Disc
Parking brake type	Electronic Parking
Front Tire Size	245/40 R18

Wheel brake (continued)

Rear Tire Size	245/40 R18
Spare Tire Size	Not full-size

Audio/Interior Lighting

Speaker Brand Name	• Infinity Yanfei Lishi
Number of speakers	• 10 speakers
Interior ambient lighting	• Monochrome

Driving functions

Navigation traffic information display	•
Lane assist	•
Lane Keeping Assist System	•
Cruise control system	• Full speed adaptive cruise
Satellite navigation system	•
Rear Cross Traffic Alert	•
Road traffic sign recognition	•
Parking Assist	•

Exterior lighting

Low beam light source	•LED
High beam light source	•LED
LED daytime running lights	•
Adaptive high and low beam	•
Automatic headlights	•
Height-adjustable headlights	•
Headlight Delay Off	•
Turn headlights	•

Exterior mirrors

Exterior mirror function	•Electric adjustment; •Electric folding; •Rearview mirror memory; •Rearview mirror heating; •Automatically turn down when reversing; •Automatically fold when locking the car
---------------------------------	---

Appearance/anti-theft

Appearance/anti-theft (continued)

Rim material	• Aluminum alloy
Electric trunk	-
Electronic engine immobilizer	•
Central locking system in the car	•
Key Type	• Remote key
Keyless start system	•
Keyless entry function	• Front row
Appearance Kit	• Sports style
Remote start function	•

Skylight/Glass

Sunroof Type	• Openable panoramic sunroof
Front/rear electric windows	Front •/Rear •
One-touch window lifting function	• Full car
Window anti-pinch function	•
Car makeup mirror	• Main driver's lamp; • co-pilot's lamp
Rear wiper	-
Rain sensor wiper function	• Rainfall-sensing
Rear side privacy glass	•

Interior and exterior color

Exterior Color	Shine burning gold:#C8B400
Interior Color	Black:#000000

Steering wheel/interior mirror

Steering Wheel Material	• Alcantara/suede
Steering wheel position adjustment	• Manual up and down front and rear adjustment
Multi-function steering wheel	•
Heated Steering Wheel	-
Steering wheel memory	-
Trip computer display screen	• Color

Steering wheel/interior mirror (continued)

Full LCD instrument panel	•
LCD instrument size	• 10.25 inches
Interior rearview mirror function	• Automatic anti-glare
Steering Wheel Shift Paddles	•

Intelligent configuration

Connected Car Services	•
OTA Updates	-

Driving Control

Driving mode switch	• Sport; • Economy; • Standard/Comfort
Automatic parking	•
Hill start assist	•

Driving Hardware

Front/rear parking radar	Front •/Rear •
Driving Assistance Camera System	• 360-degree panoramic image

In-car charging

Multimedia/charging port	•USB
Number of USB/Type-C ports	• 2 in the front row/2 in the back row
Mobile phone wireless charging function	• Front row

Optional Package

Optional Package	Driving control kit (USD 0.15; including: 19-inch forged wheels, front cabin aluminum alloy lateral stability reinforcement)
-------------------------	--

"●" = Standard equipment

"-" = Not available

"○" = Optional equipment.

Note: These are Chinese market vehicles. Warranty coverage is not available outside of China.