


Vehicle Detail Report



toyota will method 2021 Crown Dual Power
2.5L HV Luxury Edition

Basic Information

| | |
|--------------------|------------|
| Brand | Toyota |
| Mileage | 159,000 km |
| Color | Black |
| First Registration | 2021-08-01 |
| Transfer Count | 0 |

Vehicle Images





Vehicle Condition

1. Left rocker panel, Outer-side deformation. 2. Right rocker panel, Outer-side deformation. 3. Driver's seat rails and frame, Signs of removal.

Configuration Information

Model Information

| | |
|--------------------|---|
| Model Name | Wylfa 2021 Crown Double Engine 2.5L HV Deluxe Edition |
| Launch Date | 2021.04 |

Basic parameters

| | |
|--------------------------------|--|
| Vehicle Class | Mid- to large-size MPV |
| Energy Type | Hybrid Electric Vehicle (HEV) |
| Maximum Power (kW) | 86 |
| Maximum Torque (N·m) | 198 |
| Transmission | E-CVT continuously variable transmission |
| Body Type | MPV |
| Engine | 2.5L 117 horsepower L4 |
| Dimensions (L×W×H) (mm) | 4975*1850*1945 |

Basic parameters (continued)

| | |
|---|------|
| Official 0-100 km/h Acceleration (s) | - |
| Top Speed (km/h) | 152 |
| Curb Weight (kg) | 2270 |
| Maximum Gross Weight (kg) | 2815 |
| Electric Motor (PS) | 211 |
| NEDC Combined Fuel Consumption (L/100km) | 7.1 |

engine

| | |
|-------------------------------------|--------------------|
| Engine Model | 2AR-FXE |
| Displacement (mL) | 2494 |
| Displacement (L) | 2.5 |
| Induction Type | Natural aspiration |
| Cylinder Arrangement | L |
| Number of Cylinders | 4 |
| Valves per Cylinder | 4 |
| Compression Ratio | 12.5 |
| Valve Train | DOHC |
| Maximum Power (PS) | 117 |
| Max Power Speed (rpm) | 4700 |
| Max Torque Speed (rpm) | 2800-4000 |
| Maximum net power (kW) | 86 |
| Fuel Grade | 92. |
| Fuel Delivery System | Mixed injection |
| Cylinder Head Material | Aluminum alloy |
| Cylinder Block Material | Aluminum alloy |
| Engine layout | Horizontal |
| Engine-specific technologies | VVT-i |

Electric Motor

| | |
|--|------------------------------|
| Motor Type | Permanent magnet/synchronous |
| Total Electric Motor Power (kW) | 155 |
| Total Electric Motor Torque (N·m) | 409 |

Electric Motor (continued)

| | |
|--|------------------------------|
| Front Electric Motor Max Power (kW) | 105 |
| Front Electric Motor Max Torque (N·m) | 270 |
| System total power (kW) | 120 |
| Number of drive motors | Dual motors |
| Motor Layout | Front-mounted Rear-mounted |
| Battery Type | Nickel-metal hydride battery |
| Total Electric Motor Power (PS) | 211 |
| Rear Electric Motor Max Power (kW) | 50 |
| Rear Electric Motor Max Torque (N·m) | 139 |
| System comprehensive power (Ps) | 163 |

Screen/System

| | |
|--|--|
| Central control color screen | <ul style="list-style-type: none">• Touch LCD screen |
| Infotainment Screen Size | <ul style="list-style-type: none">• 10.5 inches |
| Bluetooth/In-car Phone | <ul style="list-style-type: none">• |
| Smartphone Integration/ Mirroring | <ul style="list-style-type: none">• Support CarLife |
| Voice recognition control system | <ul style="list-style-type: none">• Multimedia system;• Navigation;• Telephone |
| In-car CD/DVD Player | <ul style="list-style-type: none">• Single DVD |
| Rear LCD screen | <ul style="list-style-type: none">• |
| Rear multimedia control | <ul style="list-style-type: none">• |

Body

| | |
|---|-------------------|
| Length (mm) | 4975 |
| Width (mm) | 1850 |
| Height (mm) | 1945 |
| Wheelbase (mm) | 3000 |
| Front Track (mm) | 1600 |
| Rear Track (mm) | 1605 |
| Ground Clearance (Fully Loaded) (mm) | 170 |
| Door Opening Type | Side sliding door |

Body (continued)

| | |
|-----------------------------------|-----|
| Number of Doors | 5 |
| Number of Seats | 7 |
| Fuel Tank Capacity (L) | 58 |
| Trunk volume (L) | - |
| Drag Coefficient (Cd) | - |
| Minimum Turning Radius (m) | 5.6 |

Gearbox

| | |
|--------------------------|---|
| Abbreviation | E-CVT continuously variable transmission |
| Number of Gears | stepless speed change |
| Transmission Type | Electronic Continuously Variable Transmission (E-CVT) |

Chassis steering

| | |
|------------------------------|--|
| Drive Type | Front-engine, All-wheel drive (F-AWD) |
| Four-wheel drive | Electric four-wheel drive |
| Front Suspension Type | MacPherson independent suspension |
| Rear Suspension Type | Double wishbone independent suspension |
| Power Steering Type | Electric power assistance |
| Vehicle structure | bearing type |

Seat Configuration

| | |
|--|---|
| Seat Material | • Genuine leather; • Faux leather |
| Main seat adjustment | • Front and rear adjustment; • Backrest adjustment; • Height adjustment (4-way) |
| Co-seat adjustment method | • Front and rear adjustment; • Backrest adjustment; • Leg rest adjustment |
| Electric adjustment of driver's seat and passenger seat | Main •/Deputy • |
| Front seat functions | • Heating; • Ventilation |
| Electric seat memory function | • Driving position |
| Front passenger seat rear adjustable buttons | • |

Seat Configuration (continued)

| | |
|---|---|
| Second row seat adjustment | <ul style="list-style-type: none">• Front and rear adjustment;• Backrest adjustment;• Leg rest adjustment |
| Rear seat folding | <ul style="list-style-type: none">• Proportional down |
| Front/rear center armrest | Front •/Rear • |
| Rear cup holder | <ul style="list-style-type: none">• |
| Second row seat functions | <ul style="list-style-type: none">• Heating |
| Seat Layout | •2-2-3 |
| Second row independent seats | <ul style="list-style-type: none">• |
| Second row seats electrically adjustable | <ul style="list-style-type: none">• |

Active safety

| | |
|---|---|
| Anti-lock Braking System (ABS) | <ul style="list-style-type: none">• |
| Electronic Brakeforce Distribution (EBD/CBC) | <ul style="list-style-type: none">• |
| Brake Assist System (EBA/BAS/BA) | <ul style="list-style-type: none">• |
| Traction Control System (ASR/TCS/TRC) | <ul style="list-style-type: none">• |
| Electronic Stability Control (ESC/ESP/DSC) | <ul style="list-style-type: none">• |
| Tire Pressure Monitoring System (TPMS) | <ul style="list-style-type: none">• Tire pressure display |
| Seat Belt Reminder | <ul style="list-style-type: none">• Front row |
| ISOFIX Child Seat Anchors | <ul style="list-style-type: none">• |
| Lane Departure Warning System (LDWS) | <ul style="list-style-type: none">• |
| Autonomous Emergency Braking (AEB) | <ul style="list-style-type: none">• |
| Driver Fatigue Detection | - |
| Forward Collision Warning (FCW) | <ul style="list-style-type: none">• |
| Low Speed Alert | <ul style="list-style-type: none">• |
| Emergency Call System (eCall) | <ul style="list-style-type: none">• |

Air conditioning/refrigerator

Air conditioning/refrigerator (continued)

| | |
|--|------------------------------|
| Air conditioning temperature control method | • Automatic air conditioning |
| Rear Independent Climate Control | • |
| Rear seat air vents | • |
| Temperature zone control | • |
| Car air purifier | • |
| In-cabin PM2.5 Filter | • |
| Negative ion generator | • |

Passive safety

| | |
|--|---------------------------|
| Driver/passenger airbag | Main •/Deputy • |
| Front/rear side airbags | Front •/Rear- |
| Front/rear head airbags (curtain airbags) | Front •/Rear • |
| Knee airbag | • Main driver knee airbag |

Wheel brake

| | |
|---------------------------|--------------------|
| Front Brake Type | Ventilation disc |
| Rear Brake Type | Ventilation disc |
| Parking brake type | Electronic Parking |
| Front Tire Size | 225/60 R17 |
| Rear Tire Size | 225/60 R17 |
| Spare Tire Size | Not full-size |

Audio/Interior Lighting

| | |
|----------------------------------|-------------|
| Speaker Brand Name | •JBL |
| Number of speakers | • 17 Horn |
| Interior ambient lighting | • 16 colors |

Driving functions

| | |
|---|------------------------------|
| Navigation traffic information display | • |
| Lane assist | • |
| Lane Keeping Assist System | • |
| Cruise control system | • Full speed adaptive cruise |
| Satellite navigation system | • |
| Driving assistance level | •L2 |

Driving functions (continued)

| | |
|----------------------------------|----------------------|
| Rear Cross Traffic Alert | • |
| Lane centering | • |
| Driver assistance systems | •Toyota Safety Sense |
| Parking Assist | - |

Exterior lighting

| | |
|-------------------------------------|------|
| Low beam light source | •LED |
| High beam light source | •LED |
| LED daytime running lights | • |
| Adaptive high and low beam | • |
| Automatic headlights | • |
| Front fog lights | •LED |
| Height-adjustable headlights | • |
| Headlight Delay Off | - |
| Turn signal lamp | • |

Exterior mirrors

| | |
|---------------------------------|---|
| Exterior mirror function | •Electric adjustment; •Electric folding; •Rearview mirror memory; •Rearview mirror heating; •Automatically turn down when reversing; •Automatically fold when locking the car |
|---------------------------------|---|

Appearance/anti-theft

| | |
|--|------------------|
| Rim material | • Aluminum alloy |
| Electric trunk | • |
| Electronic engine immobilizer | • |
| Central locking system in the car | • |
| Key Type | • Remote key |
| Keyless start system | • |
| Keyless entry function | • Full car |
| Sliding door type | • Dual electric |

Skylight/Glass

| | |
|------------------------------------|------------------------------|
| Sunroof Type | • Sectional electric sunroof |
| Front/rear electric windows | Front •/Rear • |

Skylight/Glass (continued)

| | |
|--|---|
| One-touch window lifting function | <ul style="list-style-type: none">• Full car |
| Window anti-pinch function | <ul style="list-style-type: none">• |
| Car makeup mirror | <ul style="list-style-type: none">• Main driver's lamp; • co-pilot's lamp |
| Rear wiper | <ul style="list-style-type: none">• |
| Rain sensor wiper function | <ul style="list-style-type: none">• Rainfall-sensing |
| Rear side window sunshades | <ul style="list-style-type: none">• Manual |
| Rear side privacy glass | <ul style="list-style-type: none">• |

Interior and exterior color

| | |
|-----------------------|---|
| Exterior Color | Pearl white:#E6E6E0; Crystal diamond black:#664D6A; Streamer silver:#A8A2A2; Graphite ash:#2C2623; To black:#020202 |
| Interior Color | Black:#000000 |

Steering wheel/interior mirror

| | |
|---|--|
| Steering Wheel Material | <ul style="list-style-type: none">• Leather |
| Steering wheel position adjustment | <ul style="list-style-type: none">• Manual up and down front and rear adjustment |
| Multi-function steering wheel | <ul style="list-style-type: none">• |
| Heated Steering Wheel | <ul style="list-style-type: none">• |
| Steering wheel memory | - |
| Trip computer display screen | <ul style="list-style-type: none">• Color |
| Full LCD instrument panel | - |
| LCD instrument size | <ul style="list-style-type: none">• 4.2 inches |
| Interior rearview mirror function | <ul style="list-style-type: none">• Automatic anti-glare; • Streaming media |
| Gear shifting | <ul style="list-style-type: none">• Mechanical gear shift |

Intelligent configuration

| | |
|-------------------------------|---|
| Connected Car Services | - |
| OTA Updates | - |

Intelligent configuration (continued)

| | |
|-----------------------------------|---|
| Mobile APP remote function | <ul style="list-style-type: none">• Vehicle condition inquiry/diagnosis;• Vehicle location/car search;• Owner service (find charging piles, gas stations, parking lots, etc.);• Appointment maintenance/repair |
|-----------------------------------|---|

Driving Control

| | |
|-------------------------------|---|
| Driving mode switch | <ul style="list-style-type: none">• Movement;• Economy |
| Automatic parking | <ul style="list-style-type: none">• |
| Hill start assist | <ul style="list-style-type: none">• |
| Energy recovery system | <ul style="list-style-type: none">• |

Driving Hardware

| | |
|---|--|
| Front/rear parking radar | Front •/Rear • |
| Driving Assistance Camera System | <ul style="list-style-type: none">• 360-degree panoramic image |

In-car charging

| | |
|-----------------------------------|--|
| Multimedia/charging port | <ul style="list-style-type: none">•USB;•HDMI |
| Number of USB/Type-C ports | <ul style="list-style-type: none">• 1 in the front row |

"●" = Standard equipment

"_" = Not available

"○" = Optional equipment.

Note: These are Chinese market vehicles. Warranty coverage is not available outside of China.