




Vehicle Detail Report


Volkswagen Polo 2013 1.4L Automatic Comfort Version

Basic Information

Brand	Volkswagen
Mileage	100,000 km
Color	Red
First Registration	2013-09-01
Transfer Count	2

Vehicle Images





Vehicle Condition

1. Left rocker panel, Paint repair, Outer-side body panel repair. 2. Rear body panel, Deformation. 3. Left rear quarter panel, Paint repair, Body panel repair. 4. Right rear quarter panel, Paint repair, Body panel repair, Welding repair.

Configuration Information

Model Information

Model Name	Volkswagen Polo 2013 1.4L Automatic Comfort Version
Launch Date	2012.11

Basic parameters

Vehicle Class	Small car
Energy Type	Gasoline
Maximum Power (kW)	63
Maximum Torque (N·m)	132
Transmission	6-speed manual integration
Body Type	Hatchback
Engine	1.4L 86 hp L4
Dimensions (L×W×H) (mm)	3970*1682*1462
Official 0-100 km/h Acceleration (s)	14.8
Top Speed (km/h)	172
Curb Weight (kg)	1122
Maximum Gross Weight (kg)	-
NEDC Combined Fuel Consumption (L/100km)	6.8

engine

Engine Model	-
Displacement (mL)	1390
Displacement (L)	1.4
Induction Type	Natural aspiration

engine (continued)

Cylinder Arrangement	L
Number of Cylinders	4
Valves per Cylinder	4
Valve Train	DOHC
Maximum Power (PS)	86
Max Power Speed (rpm)	5000
Max Torque Speed (rpm)	3750
Maximum net power (kW)	-
Fuel Grade	92.
Fuel Delivery System	Multi-point EFI
Cylinder Head Material	Aluminum alloy
Cylinder Block Material	Cast iron

Screen/System

Bluetooth/In-car Phone	○
In-car CD/DVD Player	• Single disc CD

Body

Length (mm)	3970
Width (mm)	1682
Height (mm)	1462
Wheelbase (mm)	2470
Front Track (mm)	-
Rear Track (mm)	-
Door Opening Type	-
Number of Doors	5
Number of Seats	5
Fuel Tank Capacity (L)	45
Trunk volume (L)	250
Drag Coefficient (Cd)	-

Gearbox

Abbreviation	6-speed manual integration
Number of Gears	6
Transmission Type	Automatic Transmission with Manual Mode (AT)

Chassis steering

Chassis steering (continued)

Drive Type	Front-engine, Front-wheel drive (FF)
Front Suspension Type	MacPherson independent suspension
Rear Suspension Type	Torsion beam non-independent suspension
Power Steering Type	Electric power assistance
Vehicle structure	bearing type

Seat Configuration

Seat Material	<ul style="list-style-type: none">• Fabric
Main seat adjustment	<ul style="list-style-type: none">• Front and rear adjustment;• Backrest adjustment;• Height adjustment (2-way)
Co-seat adjustment method	<ul style="list-style-type: none">• Front and rear adjustment;• Backrest adjustment
Electric adjustment of driver's seat and passenger seat	-
Front passenger seat rear adjustable buttons	-
Rear seat folding	<ul style="list-style-type: none">• Proportional down
Front/rear center armrest	Front •/Rear-
Rear cup holder	<ul style="list-style-type: none">•

Active safety

Anti-lock Braking System (ABS)	<ul style="list-style-type: none">•
Electronic Brakeforce Distribution (EBD/CBC)	<ul style="list-style-type: none">•
Brake Assist System (EBA/BAS/BA)	-
Traction Control System (ASR/TCS/TRC)	-
Electronic Stability Control (ESC/ESP/DSC)	-
Seat Belt Reminder	<ul style="list-style-type: none">•
ISOFIX Child Seat Anchors	<ul style="list-style-type: none">•
Lane Departure Warning System (LDWS)	-
Autonomous Emergency Braking (AEB)	-
Driver Fatigue Detection	-

Air conditioning/refrigerator

Air conditioning temperature control method	• Manual air conditioning; ○ Automatic air conditioning
Rear Independent Climate Control	-
Rear seat air vents	-
Temperature zone control	-
Car air purifier	-
In-cabin PM2.5 Filter	-

Passive safety

Driver/passenger airbag	Main •/Deputy •
Front/rear side airbags	Front •/Rear-
Front/rear head airbags (curtain airbags)	-

Wheel brake

Front Brake Type	Ventilation disc
Rear Brake Type	Drum type
Parking brake type	handbrake
Front Tire Size	185/60 R15
Rear Tire Size	185/60 R15
Spare Tire Size	Not full-size

Audio/Interior Lighting

Number of speakers	• 4-5 speakers
---------------------------	----------------

Driving functions

Navigation traffic information display	-
Lane assist	-
Lane Keeping Assist System	-
Satellite navigation system	-
Parking Assist	-

Exterior lighting

LED daytime running lights	-
Adaptive high and low beam	-
Automatic headlights	-

Exterior lighting (continued)

Front fog lights	•
Height-adjustable headlights	•
Headlight Delay Off	-

Exterior mirrors

Exterior mirror function	• Electric adjustment; • Mirror heating
---------------------------------	---

Appearance/anti-theft

Rim material	• Aluminum alloy
Electronic engine immobilizer	•
Central locking system in the car	•
Key Type	• Remote key
Keyless start system	-

Skylight/Glass

Sunroof Type	○ Electric sunroof
Front/rear electric windows	Front •/Rear •
Window anti-pinch function	•
Car makeup mirror	•
Rear wiper	•

Interior and exterior color

Exterior Color	style red #A50E15 Polar White #FFFFFF dazzle gold gray #5A6271 trend green #389619 cool black #000000 Charm Light Blue #017093 Neon orange #B13D26 Sharp Silver #9AA8B3
-----------------------	---

Steering wheel/interior mirror

Steering wheel position adjustment	• Manual up and down front and rear adjustment
Multi-function steering wheel	-
Heated Steering Wheel	-
Steering wheel memory	-
Trip computer display screen	•
Full LCD instrument panel	-

Steering wheel/interior mirror (continued)

Interior rearview mirror function	• Manual anti-glare
--	---------------------

Intelligent configuration

Connected Car Services	-
-------------------------------	---

OTA Updates	-
--------------------	---

Driving Control

Automatic parking	-
--------------------------	---

Driving Hardware

Front/rear parking radar	Front-/Rear •
---------------------------------	---------------

"●" = Standard equipment

"-" = Not available

"○" = Optional equipment.

Note: These are Chinese market vehicles. Warranty coverage is not available outside of China.