



Vehicle Detail Report


Tank 300 2021 Off-road version 2.0T Conqueror

Basic Information

Brand	Tank
Mileage	66,000 km
Color	Black
First Registration	2021-09-01
Transfer Count	1

Vehicle Images





Vehicle Condition

1. Driver's seat rails and frame, Signs of removal. 2. Front passenger seat rails and frame, Signs of removal. 3. Left rear quarter panel, Deformation.

Configuration Information

Model Information

Model Name	Tank 300 2021 Off-road version 2.0T Conqueror
Launch Date	2020.12

Basic parameters

Vehicle Class	Compact SUV
Energy Type	Gasoline
Maximum Power (kW)	167

Basic parameters (continued)

Maximum Torque (N·m)	387
Transmission	8-gear manual integration
Body Type	SUV
Engine	2.0T 227 horsepower L4
Dimensions (L×W×H) (mm)	4760*1930*1903
Official 0-100 km/h Acceleration (s)	9.5
Top Speed (km/h)	170
Curb Weight (kg)	2155
Maximum Gross Weight (kg)	2552
NEDC Combined Fuel Consumption (L/100km)	9.3
WLTP Combined Fuel Consumption (L/100km)	9.78
Towing Capacity (kg)	2000

engine

Engine Model	E20CB
Displacement (mL)	1967
Displacement (L)	2.0
Induction Type	Turbocharging
Cylinder Arrangement	L
Number of Cylinders	4
Valves per Cylinder	4
Valve Train	DOHC
Maximum Power (PS)	227
Max Power Speed (rpm)	5500
Max Torque Speed (rpm)	1800-3600
Maximum net power (kW)	162
Fuel Grade	92.
Fuel Delivery System	Direct injection
Cylinder Head Material	Aluminum alloy
Cylinder Block Material	Cast iron
Engine layout	Longitudinal

Screen/System

Screen/System (continued)

Central control color screen	<ul style="list-style-type: none">• Touch LCD screen
Infotainment Screen Size	<ul style="list-style-type: none">• 12.3 inches
Bluetooth/In-car Phone	<ul style="list-style-type: none">•
Smartphone Integration/Mirroring	<ul style="list-style-type: none">• OEM smartphone integration/mirroring
Voice recognition control system	<ul style="list-style-type: none">• Multimedia system;• Navigation;• Telephone;• Air conditioning;• Sunroof

Body

Length (mm)	4760
Width (mm)	1930
Height (mm)	1903
Wheelbase (mm)	2750
Front Track (mm)	1608
Rear Track (mm)	1608
Ground Clearance (Fully Loaded) (mm)	224
Door Opening Type	swing door
Number of Doors	5
Number of Seats	5
Fuel Tank Capacity (L)	80
Trunk volume (L)	-
Drag Coefficient (Cd)	-
Approach Angle (°)	33
Departure Angle (°)	34

Gearbox

Abbreviation	8-gear manual integration
Number of Gears	8
Transmission Type	Automatic Transmission with Manual Mode (AT)

Four-wheel drive/off-road

Limited Slip Differential/Diff Lock	<ul style="list-style-type: none">• Front axle differential lock;• Rear axle differential lock
Center differential lock function	<ul style="list-style-type: none">•
Low speed four-wheel drive	<ul style="list-style-type: none">•

Four-wheel drive/off-road (continued)

Tank Turn	•
Creep Mode	•

Chassis steering

Drive Type	Front-engine, All-wheel drive (F-AWD)
Four-wheel drive	time-sharing four-wheel drive
Front Suspension Type	Double wishbone independent suspension
Rear Suspension Type	Multi-link non-independent suspension
Power Steering Type	Electric power assistance
Vehicle structure	Non-load-bearing

Seat Configuration

Seat Material	• Leather
Main seat adjustment	• Front and rear adjustment; • Backrest adjustment; • Height adjustment (4-way); • Lumbar support (4-way)
Co-seat adjustment method	• Front and rear adjustment; • Backrest adjustment
Electric adjustment of driver's seat and passenger seat	Main •/Deputy •
Front seat functions	• Heating; • Ventilation; • Massage (driving only)
Front passenger seat rear adjustable buttons	-
Second row seat adjustment	• Backrest adjustment
Rear seat folding	• Proportional down
Front/rear center armrest	Front •/Rear •
Rear cup holder	•

Active safety

Anti-lock Braking System (ABS)	•
Electronic Brakeforce Distribution (EBD/CBC)	•
Brake Assist System (EBA/BAS/BA)	•
Traction Control System (ASR/TCS/TRC)	•

Active safety (continued)

Electronic Stability Control (ESC/ESP/DSC)	•
Tire Pressure Monitoring System (TPMS)	• Tire pressure display
Seat Belt Reminder	• Front row
ISOFIX Child Seat Anchors	•
Lane Departure Warning System (LDWS)	•
Autonomous Emergency Braking (AEB)	-
Driver Fatigue Detection	•
Emergency Call System (eCall)	•
Built-in Dashcam	•

Air conditioning/refrigerator

Air conditioning temperature control method	• Automatic air conditioning
Rear Independent Climate Control	-
Rear seat air vents	•
Temperature zone control	•
Car air purifier	-
In-cabin PM2.5 Filter	•

Passive safety

Driver/passenger airbag	Main •/Deputy •
Front/rear side airbags	Front •/Rear-
Front/rear head airbags (curtain airbags)	Front •/Rear •

Wheel brake

Front Brake Type	Ventilation disc
Rear Brake Type	Ventilation disc
Parking brake type	Electronic Parking
Front Tire Size	265/65 R17
Rear Tire Size	265/65 R17
Spare Tire Size	Full size

Audio/Interior Lighting

Speaker Brand Name	• Infinity Yanfei Lishi
---------------------------	-------------------------

Audio/Interior Lighting (continued)

Number of speakers	• 9 speakers
Interior ambient lighting	• 64 colors

Driving functions

Navigation traffic information display	•
Lane assist	-
Lane Keeping Assist System	•
Cruise control system	• Adaptive cruise
Satellite navigation system	•
Driving assistance level	•L2
Lane centering	•
Road traffic sign recognition	•
Map Brand	• Gaud
Parking Assist	-

Exterior lighting

Low beam light source	•LED
High beam light source	•LED
LED daytime running lights	•
Adaptive high and low beam	•
Automatic headlights	•
Front fog lights	•LED
Height-adjustable headlights	•
Headlight Delay Off	•
Lighting features	• Matrix
Turn signal lamp	•

Exterior mirrors

Exterior mirror function	• Electric adjustment; • Electric folding; • Rearview mirror heating; • Automatic folding when locked
---------------------------------	---

Appearance/anti-theft

Rim material	• Aluminum alloy
Electric trunk	-

Appearance/anti-theft (continued)

Electronic engine immobilizer	<ul style="list-style-type: none">•
Central locking system in the car	<ul style="list-style-type: none">•
Key Type	<ul style="list-style-type: none">• Remote key
Keyless start system	<ul style="list-style-type: none">•
Keyless entry function	<ul style="list-style-type: none">• Front row
Roof rack	<ul style="list-style-type: none">•
Remote start function	<ul style="list-style-type: none">•
Side pedals	<ul style="list-style-type: none">• Fixed

Skylight/Glass

Sunroof Type	<ul style="list-style-type: none">• Electric sunroof
Front/rear electric windows	Front •/Rear •
One-touch window lifting function	<ul style="list-style-type: none">• Driving position
Window anti-pinch function	<ul style="list-style-type: none">•
Car makeup mirror	<ul style="list-style-type: none">• Main driver's lamp;• co-pilot's lamp
Rear wiper	<ul style="list-style-type: none">•
Rain sensor wiper function	<ul style="list-style-type: none">• Rainfall-sensing

Interior and exterior color

Exterior Color	What you think about turns into orange. #FF550A Bai Fumei #FFFFFF I want red. #B3031A Black Pineapple #000000 Grey too wave #6F6F6F
Interior Color	Black:#000000

Steering wheel/interior mirror

Steering Wheel Material	<ul style="list-style-type: none">• Cortex
Steering wheel position adjustment	<ul style="list-style-type: none">• Manual up and down front and rear adjustment
Multi-function steering wheel	<ul style="list-style-type: none">•
Heated Steering Wheel	<ul style="list-style-type: none">•
Steering wheel memory	-
Trip computer display screen	<ul style="list-style-type: none">• Color

Steering wheel/interior mirror (continued)

Full LCD instrument panel	<ul style="list-style-type: none">•
LCD instrument size	<ul style="list-style-type: none">• 12.3 inches
Interior rearview mirror function	<ul style="list-style-type: none">• Manual anti-glare
Gear shifting	<ul style="list-style-type: none">• Electronic gear shift
Steering Wheel Shift Paddles	<ul style="list-style-type: none">•

Intelligent configuration

Connected Car Services	<ul style="list-style-type: none">•
OTA Updates	<ul style="list-style-type: none">•
4G/5G Network	<ul style="list-style-type: none">•4G
Mobile APP remote function	<ul style="list-style-type: none">•
Wi-Fi hotspots	<ul style="list-style-type: none">•

Driving Control

Driving mode switch	<ul style="list-style-type: none">• Standard/Comfortable;• Off-road;• Snow
Automatic parking	<ul style="list-style-type: none">•
Steep slope descent	<ul style="list-style-type: none">•
Hill start assist	<ul style="list-style-type: none">•
Engine start-stop technology	<ul style="list-style-type: none">•

Driving Hardware

Front/rear parking radar	Front •/Rear •
Driving Assistance Camera System	<ul style="list-style-type: none">• 360-degree panoramic image;• Vehicle side blind area image
Transparent chassis/540-degree imaging	<ul style="list-style-type: none">•

In-car charging

Multimedia/charging port	<ul style="list-style-type: none">•USB;•Type-C
Number of USB/Type-C ports	<ul style="list-style-type: none">• 2 in the front row/2 in the back row
220V/230V power supply	<ul style="list-style-type: none">•
Luggage compartment 12V power socket	<ul style="list-style-type: none">•

"●" = Standard equipment

"□" = Not available

"○" = Optional equipment.

Note: These are Chinese market vehicles. Warranty coverage is not available outside of China.