


Vehicle Detail Report



Polo 2016 1.6L Automatic comfort type

Basic Information

Brand	Volkswagen
Mileage	75,000 km
Color	White
First Registration	2017-06-01
Transfer Count	0

Vehicle Images







Vehicle Condition

1. Deformation. 2. Mud and sand. 3. Left rear fender, Bodywork repair. 4. Right rear fender, Bodywork repair.

Configuration Information

Model Information

Model Name	Polo 2016 1.6L Automatic comfort type
Launch Date	2016.02

Basic parameters

Vehicle Class	Small car
Energy Type	Gasoline
Maximum Power (kW)	81
Maximum Torque (N·m)	155
Transmission	6th gear automatic
Body Type	Hatchback
Engine	1.6L 110 horsepower L4
Dimensions (L×W×H) (mm)	3970*1682*1462
Official 0-100 km/h Acceleration (s)	11.8
Top Speed (km/h)	185
Curb Weight (kg)	1120
Maximum Gross Weight (kg)	-
NEDC Combined Fuel Consumption (L/100km)	6.2

engine

Engine Model	-
Displacement (mL)	1598
Displacement (L)	1.6
Induction Type	Natural aspiration
Cylinder Arrangement	L

engine (continued)

Number of Cylinders	4
Valves per Cylinder	4
Valve Train	DOHC
Maximum Power (PS)	110
Max Power Speed (rpm)	5800
Max Torque Speed (rpm)	3800
Maximum net power (kW)	-
Fuel Grade	92.
Fuel Delivery System	Multi-point EFI
Cylinder Head Material	Aluminum alloy
Cylinder Block Material	Aluminum alloy

Screen/System

Bluetooth/In-car Phone	<ul style="list-style-type: none">•
In-car CD/DVD Player	<ul style="list-style-type: none">• Single disc CD

Body

Length (mm)	3970
Width (mm)	1682
Height (mm)	1462
Wheelbase (mm)	2470
Front Track (mm)	-
Rear Track (mm)	-
Door Opening Type	-
Number of Doors	5
Number of Seats	5
Fuel Tank Capacity (L)	45
Trunk volume (L)	250
Drag Coefficient (Cd)	-

Gearbox

Abbreviation	6th gear automatic
Number of Gears	6
Transmission Type	Automatic Transmission (AT)

Chassis steering

Drive Type	Front-engine, Front-wheel drive (FF)
-------------------	--------------------------------------

Chassis steering (continued)

Front Suspension Type	MacPherson independent suspension
Rear Suspension Type	Torsion beam non-independent suspension
Power Steering Type	Electric power assistance
Vehicle structure	bearing type

Seat Configuration

Seat Material	<ul style="list-style-type: none">• Fabric
Main seat adjustment	<ul style="list-style-type: none">• Front and rear adjustment;• Backrest adjustment;• Height adjustment (2-way)
Co-seat adjustment method	<ul style="list-style-type: none">• Front and rear adjustment;• Backrest adjustment
Electric adjustment of driver's seat and passenger seat	-
Front passenger seat rear adjustable buttons	-
Rear seat folding	<ul style="list-style-type: none">• Proportional down
Front/rear center armrest	-
Rear cup holder	<ul style="list-style-type: none">•

Active safety

Anti-lock Braking System (ABS)	<ul style="list-style-type: none">•
Electronic Brakeforce Distribution (EBD/CBC)	<ul style="list-style-type: none">•
Brake Assist System (EBA/BAS/BA)	○
Traction Control System (ASR/TCS/TRC)	○
Electronic Stability Control (ESC/ESP/DSC)	○
Tire Pressure Monitoring System (TPMS)	○
Seat Belt Reminder	<ul style="list-style-type: none">•
ISOFIX Child Seat Anchors	<ul style="list-style-type: none">•
Lane Departure Warning System (LDWS)	-
Autonomous Emergency Braking (AEB)	-

Active safety (continued)

Driver Fatigue Detection	-
---------------------------------	---

Air conditioning/refrigerator

Air conditioning temperature control method	• Manual air conditioning
Rear Independent Climate Control	-
Rear seat air vents	-
Temperature zone control	-
Car air purifier	-
In-cabin PM2.5 Filter	-

Passive safety

Driver/passenger airbag	Main •/Deputy •
Front/rear side airbags	Front •/Rear-
Front/rear head airbags (curtain airbags)	-

Wheel brake

Front Brake Type	Ventilation disc
Rear Brake Type	Drum type
Parking brake type	handbrake
Front Tire Size	185/60 R15
Rear Tire Size	185/60 R15
Spare Tire Size	Not full-size

Audio/Interior Lighting

Number of speakers	• 6-7 Horns
---------------------------	-------------

Driving functions

Navigation traffic information display	-
Lane assist	-
Lane Keeping Assist System	-
Cruise control system	• Cruise control
Satellite navigation system	-
Parking Assist	-

Exterior lighting

Low beam light source	• Halogen
------------------------------	-----------

Exterior lighting (continued)

High beam light source	• Halogen
LED daytime running lights	-
Adaptive high and low beam	-
Automatic headlights	-
Front fog lights	•
Height-adjustable headlights	•
Headlight Delay Off	-

Exterior mirrors

Exterior mirror function	• Electric adjustment; • Mirror heating
---------------------------------	---

Appearance/anti-theft

Rim material	○ Aluminum alloy
Electric trunk	-
Electronic engine immobilizer	•
Central locking system in the car	•
Key Type	• Remote key
Keyless start system	-

Skylight/Glass

Sunroof Type	• Electric sunroof
Front/rear electric windows	Front •/Rear •
One-touch window lifting function	• Full car
Window anti-pinch function	•
Car makeup mirror	•
Rear wiper	•

Interior and exterior color

Exterior Color	Style Red:#A50E15, Polar, White:#FFFFFF, Streamed green:#389619; Sharp silver:#9AA8B3; Star shine yellow:#E9D804
Interior Color	Black:#000000

Steering wheel/interior mirror

Steering wheel/interior mirror (continued)

Steering Wheel Material	• Cortex
Steering wheel position adjustment	• Manual up and down adjustment
Multi-function steering wheel	•
Heated Steering Wheel	-
Steering wheel memory	-
Trip computer display screen	•
Full LCD instrument panel	-
Interior rearview mirror function	• Manual anti-glare

Intelligent configuration

Connected Car Services	-
OTA Updates	-

Driving Control

Automatic parking	-
--------------------------	---

Driving Hardware

Front/rear parking radar	Front ○/Rear •
---------------------------------	----------------

In-car charging

Multimedia/charging port	•USB;•AUX;•SD
---------------------------------	---------------

"●" = Standard equipment

"_" = Not available

"○" = Optional equipment.

Note: These are Chinese market vehicles. Warranty coverage is not available outside of China.